


# WHITESHELL Junior Naturalist



Ages 6-9

**Hi!** Would you like to become a Junior Naturalist just like Howie Whooo the Owl? Complete the activities in this booklet to discover more about Manitoba's provincial parks and the great ways for you to explore the outdoors. Once you are done, fill in the back page and return the book to become an **official Junior Naturalist!**



My name is

I am visiting

Provincial Park

What are your three favourite things to do in a park?

1)

2)

3)

If you need further assistance in completing these activities, look for a park interpreter at park programs and interpretive centres for help.



## Clues to the Past

Archaeologists learn about different people who lived before using clues that they find in an area. In the word search, see if you can find the hidden words and discover how an archaeologist works.

### Words to Find

archaeology	objects
artifact	record
bucket	report
dig	site
excavation	square
find	trowel
map	wash

## Storytime: Who has Walked Here?

Whiteshell Provincial Park has been an important place for many people. Fill in the blanks using the words in the box to finish the story of who came before.

### Words to use:

8,000  
fished  
importance  
lived  
petroform  
rivers  
rock  
shapes  
travel

For at least \_\_\_\_\_ years, people have come to the Whiteshell. The \_\_\_\_\_ and lakes were a great way to \_\_\_\_\_ before roads. Archaeologists have found projectile points, scrapes, hammerstones and ceramics from different aboriginal people who \_\_\_\_\_ in this area. These people hunted, \_\_\_\_\_ and gathered plants to get what they needed. Special \_\_\_\_\_ formations called Petroforms were left by these people as teaching areas, to be used year after year. Petroforms are rocks laid on the ground to form \_\_\_\_\_, including snakes, turtles, humans and many others. The symbol of the Whiteshell is the outline of an important \_\_\_\_\_ – the Turtle. Today, you can visit Bannock Point to learn more about the \_\_\_\_\_ of the Petroforms and the people who gathered here to hunt, fish and gather plants.

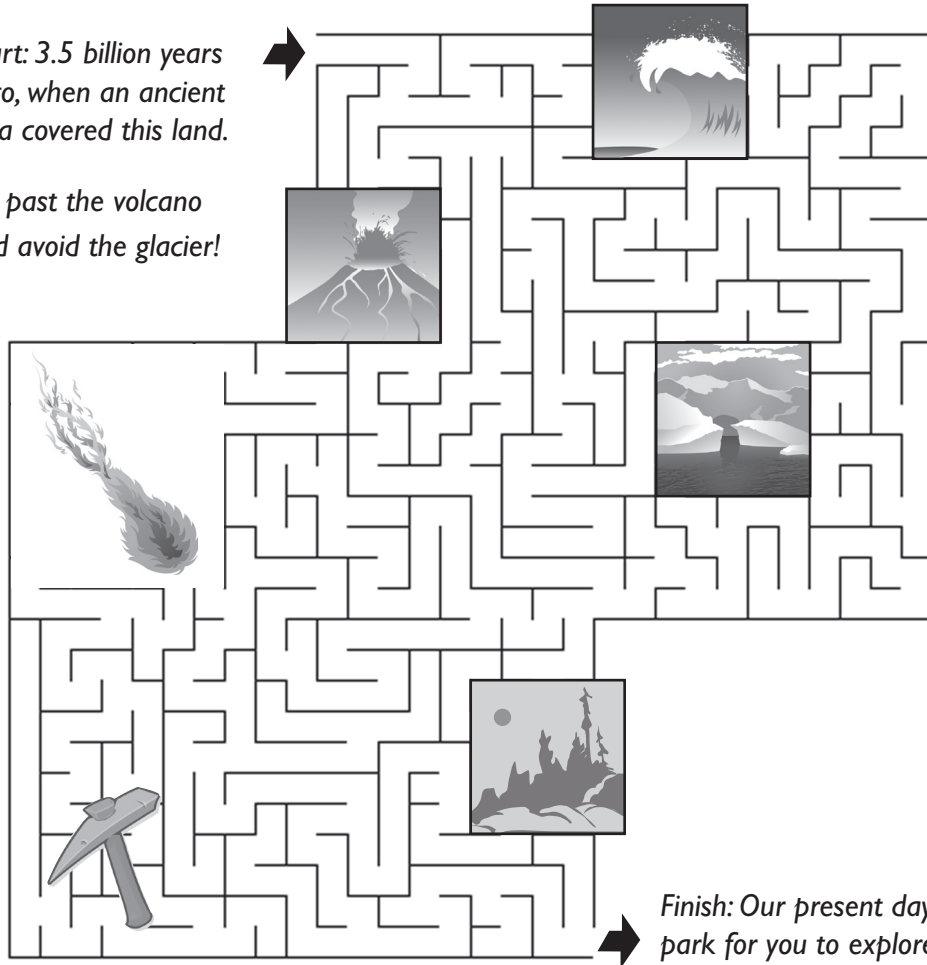
# Amazing Underground

The rock beneath our feet has many stories to tell.  
Find your way through these amazing events from the  
past to the present day park.

Start: 3.5 billion years ago, when an ancient sea covered this land.

Go past the volcano and avoid the glacier!

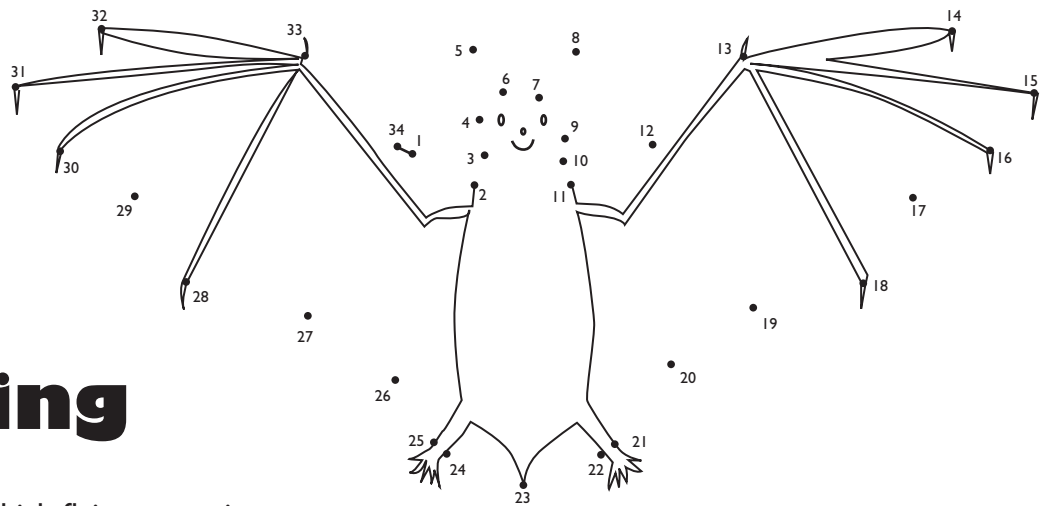
Watch out for the meteor and don't get distracted by the possibility of gold. You have almost arrived at our modern day forest!



Finish: Our present day park for you to explore!

## Eating for a Living

Follow the numbers to meet a high flying mosquito eater.  
Name two other mosquito eaters that live in the park.



- 1) \_\_\_\_\_
- 2) \_\_\_\_\_

# The Forest Around Us...

The forest around us is filled with trees of all shapes and sizes. Look around and follow our clues to find leaves that match the descriptions. Place the leaf under the page and using the edge of a crayon, rub over the leaf and it will appear on this side. (Please remember to take only leaves that have fallen to the ground.)

The heart-shaped leaves of trembling aspen never seem to quit moving!


Narrow, diamond shaped leaves of the willow point towards the sun.

Needles instead of leaves are on the Jack Pine. Look for the "J" shaped cones.

## Boreal Birds

Perching birds have toes that are made for grasping tiny branches. Their small beaks are good for eating seeds and insects. They are also called songbirds because many have pretty or special calls. Colour the birds below. If you need help with the colours look in a bird guide book.


**Black-capped Chickadee**



**Yellow-headed Blackbird**



**American Goldfinch**



## Forest and Fire

Wildfire is a natural part of the forest cycle, but when fire occurs too often it can be dangerous to people and animals. When you enter the park, a sign tells you the wildfire danger level and will help you know when to be careful. Next time you enter the park, check out the fire danger level and write it below. Then colour the box the correct colour.

Low – Green, Medium – Yellow, High – Orange, Extreme – Red.



**Wildfire Danger Level**

# Who was Here?

Many of the creatures that call the Whiteshell home are nocturnal, or are active at night. Even though we may not see them around our campsites or cottages, they often leave clues to tell us they were there. Tracks (animal footprints) are one of the easiest clues to find! Draw a line from the track in the picture to each of the animals below.

Draw any other tracks that you have seen into the picture...  
Do you know what they are?




“My footprints are heart-shaped. White-tailed deer can be very shy but I can easily get used to people.”



“Timber Wolf prints are about the size of a peanut butter jar and can be found near trees and other hiding places. I sometime follow my favourite food – deer!”



“Skunks love to dig and I have long claws to help me look for grubs!”



“Black bears like me follow our noses – which can lead us to places where people have left food out. We are plantigrades or can stand on our back feet like people, which is why our footprints look like yours.”

## Remember:


**B**ears are a natural part of where we live, camp and visit. We may see a bear while we are walking, hiking or playing. Using the words provided, write in the correct answers to remind you what to do if you see a bear.

Stay \_\_\_\_\_.  
Don't \_\_\_\_\_.  
Back away \_\_\_\_\_.  
Tell an \_\_\_\_\_.


run  
slowly  
adult  
calm

# Frogs vs. Toads

The Whiteshell is home to many unique types of frogs and toads. Both frogs and toads start their lives in the water as tadpoles and can spend time on land as adults. They are called amphibians (which means dual lives) because of their unique features. Adult frogs spend lots of time in the water and love to swim. Adult toads prefer to live in cool, dry forests.





**Draw my Habitat:**



## Frogs:



- Are green to hide in wetland plants.
- Are smooth, and have wet skin.
- Have teeth to help them eat large prey.
- Have long legs for leaping.
- Have lines on their back.



## Toads:

- Are brown or gray to hide in the leaves on the forest floor.
- Have dry and bumpy skin.
- Don't have teeth and eat small prey.
- Have short legs for crawling


**Fish Find** There are 15 fish swimming below. Can you find them all?



Bonus: Can you name the endangered species of fish that lives in the bottom of lakes and rivers?

\_\_ a \_\_ e \_\_ \_ \_ u \_\_ \_ e o \_\_

# Junior Naturalist Crossword



## Across

- 6. If you see a bear, stay \_\_\_\_\_.
- 8. Amphibian with dry, bumpy skin.
- 10. Created West Hawk Lake.
- 11. Scraped away the soil and left the rock.
- 12. These live under the water.
- 14. Have heart-shaped footprints.
- 15. Petroforms are created using these.

## Down

- 1. Miners searched for this.
- 2. Produce J-Shaped Cones.
- 3. Name of the park you are visiting.
- 4. Frogs like to spend time in this.
- 5. Many have pretty or special calls.
- 7. What a bat can eat.
- 9. Something found by archaeologists that tell us about the past.
- 13. The name of the Bear who helps us remember to be fire safe.

Need a Hint! All the answers are hidden in your booklet.

## Ask an Interpreter!

Do you have a question for a park interpreter about an animal that you saw during your visit? Send us your questions and we will answer them and send it back with your completed booklets.

My question is:

---



---



---




---



## Junior Naturalist Checklist of Activities:

- My Three Favourite Things...
- Clues to the Past
- Storytime: Who has walked here?
- Amazing Underground
- Eating for a Living
- The Forest Around Us...
- Boreal Birds
- Forest and Fire
- Who was here?
- Remember
- Frogs vs. Toads
- Fish Find
- Crossword
- Ask an Interpreter



Check off the boxes of each activity you have completed. Return the completed booklet to receive your official pin and certificate. (Your book will also be returned to you.)

Did you enjoy doing this activity book? If so, you can do other Junior Naturalist / Park Explorer books at the following locations:

Whiteshell  
Spruce Woods  
Birds Hill  
Hecla  
Grand Beach

Completed booklets can be returned to campground offices, park interpreters or mailed to the address below:

Junior Naturalist Program  
c/o Alfred Hole Goose Sanctuary  
Box 130, Rennie, Manitoba  
R0E 1R0

Junior Naturalist: \_\_\_\_\_  
Adult: \_\_\_\_\_

## YOU ARE ALMOST AN OFFICIAL JUNIOR NATURALIST!

Child's Name \_\_\_\_\_  
Address \_\_\_\_\_  
City \_\_\_\_\_  
Province \_\_\_\_\_  
Postal Code \_\_\_\_\_