

INFLUENZA IN MANITOBA – 2009/2010 SEASON

Report on Cases reported up to 4:00 PM, September 26th, 2009

Novel H1N1 Influenza A information can be found at:

<http://www.gov.mb.ca/health/publichealth/sri/index.html>

The following report details influenza activity in Manitoba from the start of the 2009/2010 flu season, which runs from July 1, 2009 to June 30, 2010. The public health disease surveillance system of Manitoba Health and Healthy Living received its first laboratory-confirmed positive case of influenza for the season during the week of July 1 to July 4, 2009. This season there have been **91** laboratory-confirmed cases of Influenza A, of which **88** were laboratory-confirmed cases of novel H1N1, and **0** lab-confirmed cases of Influenza B in the province.

LABORATORY-CONFIRMED INFLUENZA

- Reports from Cadham Provincial Laboratory (CPL) are forwarded to the public health disease surveillance system of Manitoba Health and Healthy Living weekly.
- The number of positive cultures is an underestimate of the total number of cases, since not all persons with influenza seek medical attention, and of those that do, not all are cultured for the virus.
- Information contained within this update is based on positive lab reports confirmed on or before **September 26th, 2009**. The date the laboratory specimen is taken is used to assign cases to the appropriate week/month.

INFLUENZA A

- There have been **91 cases of Influenza A** reported this season in Manitoba. Increased testing is occurring probably related to an increased awareness of novel H1N1. This has resulted in an expected increase of Influenza A case finding.
- **88 of these cases** are confirmed cases of **novel H1N1 Influenza A**. Further information related to this specific disease can be found at the following website:
<http://www.gov.mb.ca/health/publichealth/sri/index.html>
- Refer to **Table 1** for a summary of cases by Regional Health Authority (RHA) and week of specimen collection and **Table 2** for a summary of cases by age group.
- Refer to **Figure 1** for an illustration of the number of laboratory-confirmed cases of influenza by week in the beginning of the 2009-2010 season.
- Refer to **Figure 2** for an illustration of the number of laboratory-confirmed cases of Influenza A (excluding novel H1N1) by month in Manitoba, 2002/2003-2009/2010
- Refer to **Figure 3** for an illustration of the number of laboratory-confirmed cases of Influenza A novel H1N1 by specimen week in Manitoba, 2008/2009-2009/2010

INFLUENZA B

- There have been **0** cases of Influenza B reported this season in Manitoba.
- Refer to **Table 1** for a summary of cases by Regional Health Authority (RHA) and week of specimen collection and **Table 2** for a summary of cases by age group.

REPORTS OF INFLUENZA-LIKE ILLNESS OUTBREAKS

- ILI outbreaks are defined as:
Schools and work sites: *greater than 10% absenteeism on any day most likely due to ILI*
Residential institutions: *two or more cases of ILI within a seven-day period, including at least one laboratory confirmed case.*
- These outbreaks of influenza must be accompanied by a positive influenza lab report to be counted. The outbreak-related cases reflected on tables and figures within this report are lab confirmed. Most outbreak-related cases are not lab confirmed.
- As of **September 26th, 2009**, no regional outbreaks of lab confirmed Influenza A or Influenza B have been reported to the public health disease surveillance system for the 2009-2010 season.

* This report uses the specimen collection date to assign cases to the appropriate week/month. This may not reflect other current statistics, which frequently use the date the disease was lab-confirmed to assign cases. The report date is always later than the specimen date, which will create inconsistencies between reports in the number of cases assigned to each week/month in question.

Table 1: Reported Cases of Influenza A and B by RHA and Week of Specimen Collection, Manitoba 2009/2010

Influenza A (Including Novel H1N1) - Number of Cases by RHA

RHA	01/07 - 04/07	05/07 - 11/07	12/07 - 18/07	19/07 - 25/07	26/07 - 01/08	02/08 - 08/08	09/08 - 15/08	16/08 - 22/08	23/08 - 29/08	30/08 - 05/09	06/09 - 12/09	13/09 - 19/09	20/09 - 26/09	TOTAL
Winnipeg	8	10	5	1	3	2	0	0	2	0	1	0	0	32
Brandon	2	2	0	3	2	2	0	0	1	0	0	0	0	12
North Eastman	0	0	0	0	0	0	0	0	0	0	0	0	0	0
South Eastman	0	1	1	0	2	1	0	0	0	0	0	0	0	5
Interlake	2	1	1	1	0	0	0	0	0	0	0	0	0	5
Central	0	2	2	0	0	1	1	0	1	0	0	0	0	7
Assiniboine	2	1	1	1	3	1	0	0	1	0	0	0	0	10
Parkland	0	0	0	0	0	0	0	0	0	0	0	0	0	0
Norman	2	0	0	0	1	0	0	0	0	0	0	0	0	3
Burntwood	6	7	3	1	0	0	0	0	0	0	0	0	0	17
Churchill	0	0	0	0	0	0	0	0	0	0	0	0	0	0
MANITOBA	22*	24	13	7	11	7	1	0	5	0	1	0	0	91

* This total only contains cases for July 1-4 – partial week.

Influenza B - Number of Cases by RHA

RHA	01/07 - 04/07	05/07 - 11/07	12/07 - 18/07	19/07 - 25/07	26/07 - 01/08	02/08 - 08/08	09/08 - 15/08	16/08 - 22/08	23/08 - 29/08	30/08 - 05/09	06/09 - 12/09	13/09 - 19/09	20/09 - 26/09	TOTAL
Winnipeg	0	0	0	0	0	0	0	0	0	0	0	0	0	0
Brandon	0	0	0	0	0	0	0	0	0	0	0	0	0	0
North Eastman	0	0	0	0	0	0	0	0	0	0	0	0	0	0
South Eastman	0	0	0	0	0	0	0	0	0	0	0	0	0	0
Interlake	0	0	0	0	0	0	0	0	0	0	0	0	0	0
Central	0	0	0	0	0	0	0	0	0	0	0	0	0	0
Assiniboine	0	0	0	0	0	0	0	0	0	0	0	0	0	0
Parkland	0	0	0	0	0	0	0	0	0	0	0	0	0	0
Norman	0	0	0	0	0	0	0	0	0	0	0	0	0	0
Burntwood	0	0	0	0	0	0	0	0	0	0	0	0	0	0
Churchill	0	0	0	0	0	0	0	0	0	0	0	0	0	0
MANITOBA	0*	0	0	0	0	0	0	0	0	0	0	0	0	0

* This total only contains cases for July 1-4 – partial week.

Influenza A Novel H1N1 Only - Number of Cases by RHA

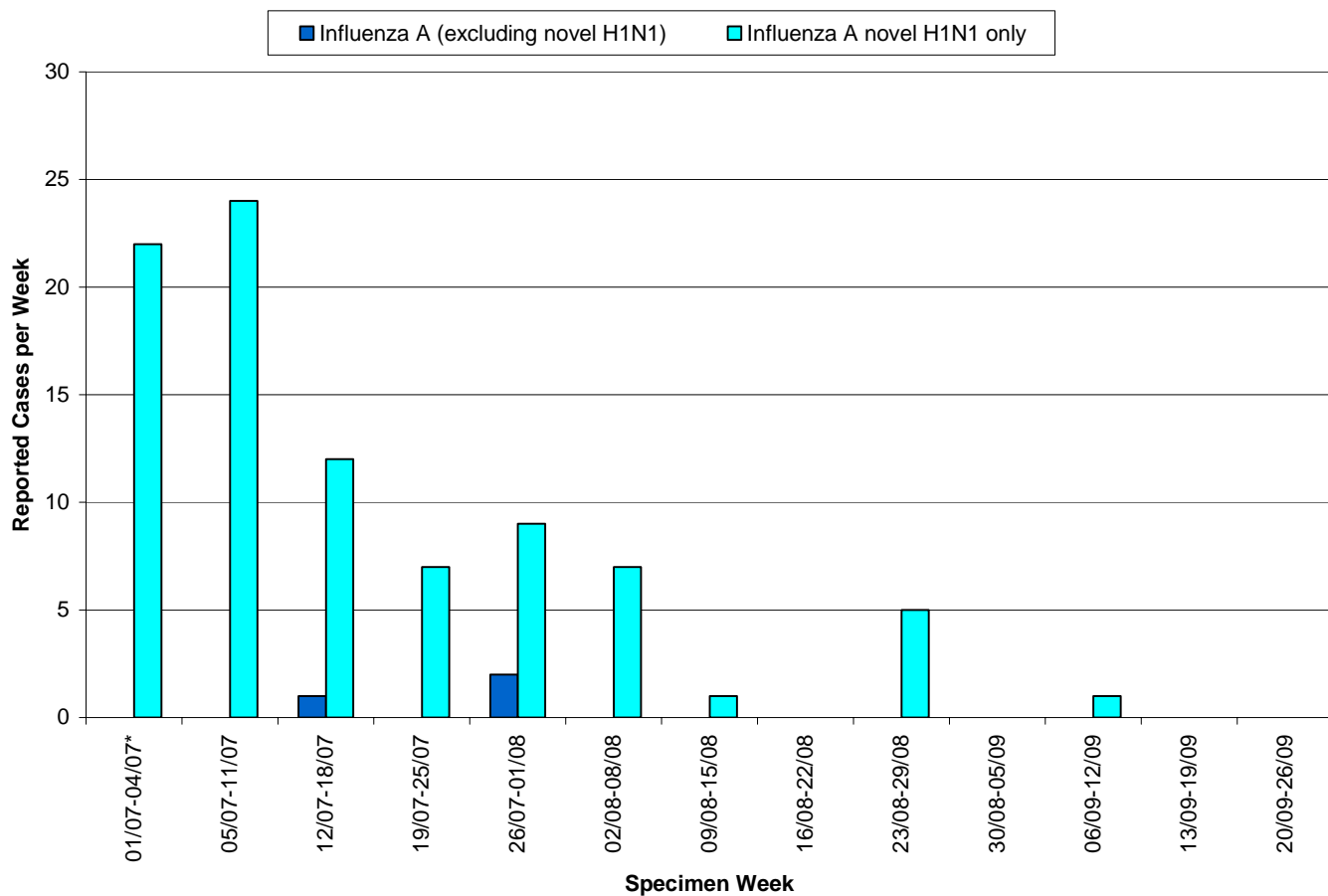
RHA	01/07 - 04/07	05/07 - 11/07	12/07 - 18/07	19/07 - 25/07	26/07 - 01/08	02/08 - 08/08	09/08 - 15/08	16/08 - 22/08	23/08 - 29/08	30/08 - 05/09	06/09 - 12/09	13/09 - 19/09	20/09 - 26/09	TOTAL
Winnipeg	8	10	4	1	3	2	0	0	2	0	1	0	0	31
Brandon	2	2	0	3	2	2	0	0	1	0	0	0	0	12
North Eastman	0	0	0	0	0	0	0	0	0	0	0	0	0	0
South Eastman	0	1	1	0	1	1	0	0	0	0	0	0	0	4
Interlake	2	1	1	1	0	0	0	0	0	0	0	0	0	5
Central	0	2	2	0	0	1	1	0	1	0	0	0	0	7
Assiniboine	2	1	1	1	2	1	0	0	1	0	0	0	0	9
Parkland	0	0	0	0	0	0	0	0	0	0	0	0	0	0
Norman	2	0	0	0	1	0	0	0	0	0	0	0	0	3
Burntwood	6	7	3	1	0	0	0	0	0	0	0	0	0	17
Churchill	0	0	0	0	0	0	0	0	0	0	0	0	0	0
MANITOBA	22*	24	12	7	9	7	1	0	5	0	1	0	0	88

* This total only contains cases for July 1-4 – partial week.

Table 2: Reported Cases of Influenza A and B by Age Group, in Manitoba 2009/2010

Age Group	Influenza A (Including Novel H1N1)		Influenza B		Influenza A Novel H1N1	
	# of cases	% of total	# of cases	% of total	# of cases	% of total
<1 yrs	1	1.1%	0	0.0%	1	1.1%
1-4 yrs	8	8.8%	0	0.0%	8	9.1%
5-9 yrs	10	11.0%	0	0.0%	10	11.4%
10-14 yrs	4	4.4%	0	0.0%	4	4.5%
15-19 yrs	4	4.4%	0	0.0%	4	4.5%
20-24 yrs	14	15.4%	0	0.0%	14	15.9%
25-29 yrs	14	15.4%	0	0.0%	13	14.8%
30-39 yrs	12	13.2%	0	0.0%	12	13.6%
40-49 yrs	9	9.9%	0	0.0%	8	9.1%
50-59 yrs	9	9.9%	0	0.0%	9	10.2%
60-69 yrs	6	6.6%	0	0.0%	5	5.7%
70-79 yrs	0	0.0%	0	0.0%	0	0.0%
>79 yrs	0	0.0%	0	0.0%	0	0.0%
missing	0	0.0%	0	0.0%	0	0.0%
TOTAL	91	100.0%	0		88	100.0%

Figure 1: Number of Influenza A Cases by Week of Specimen Collection, Beginning of 2009/2010 Season by Week



* This total only contains cases for July 1-4 – partial week.

Figure 2: Laboratory-Confirmed Cases of Influenza A (Excluding Novel H1N1), 2002/2003-2009/2010

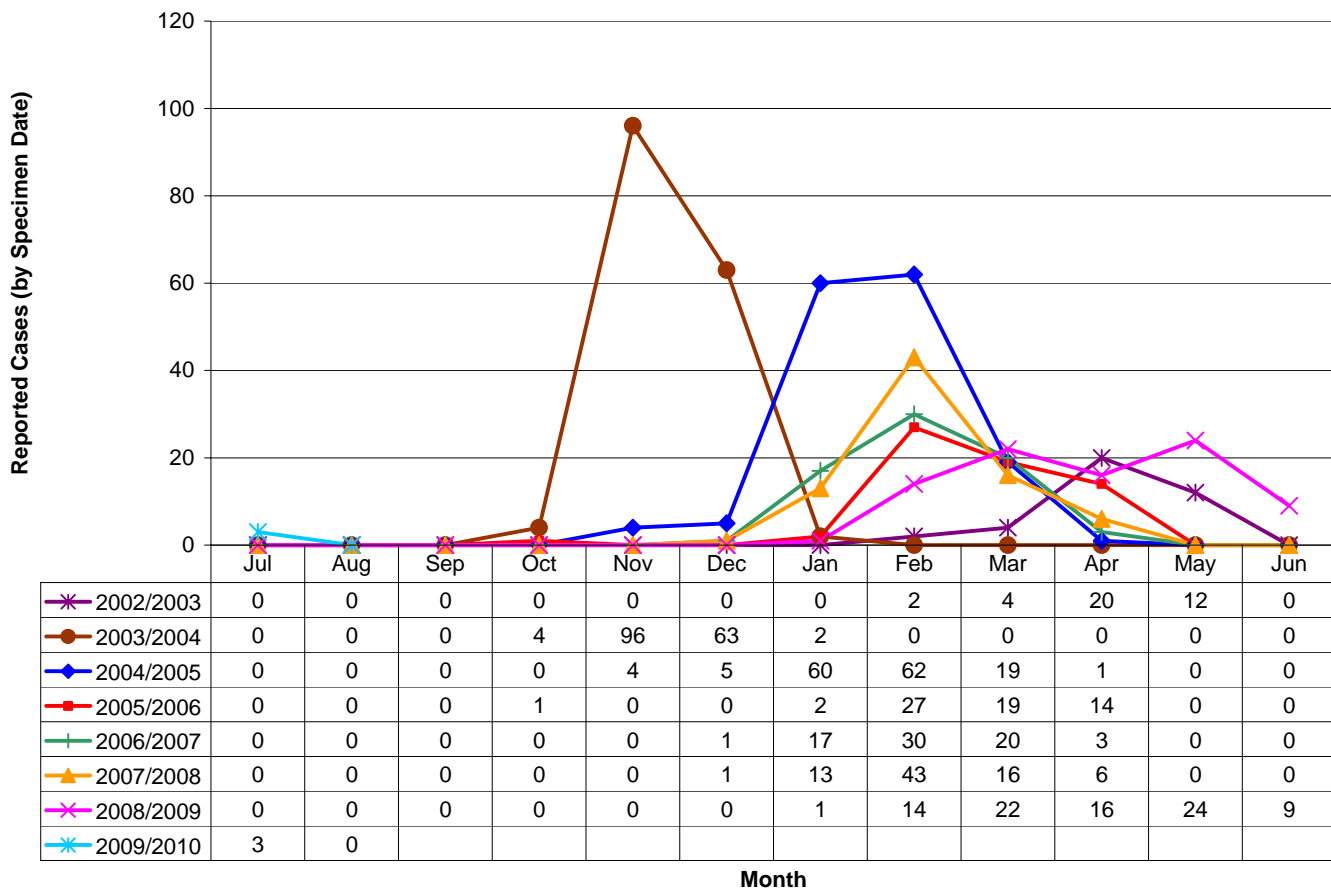
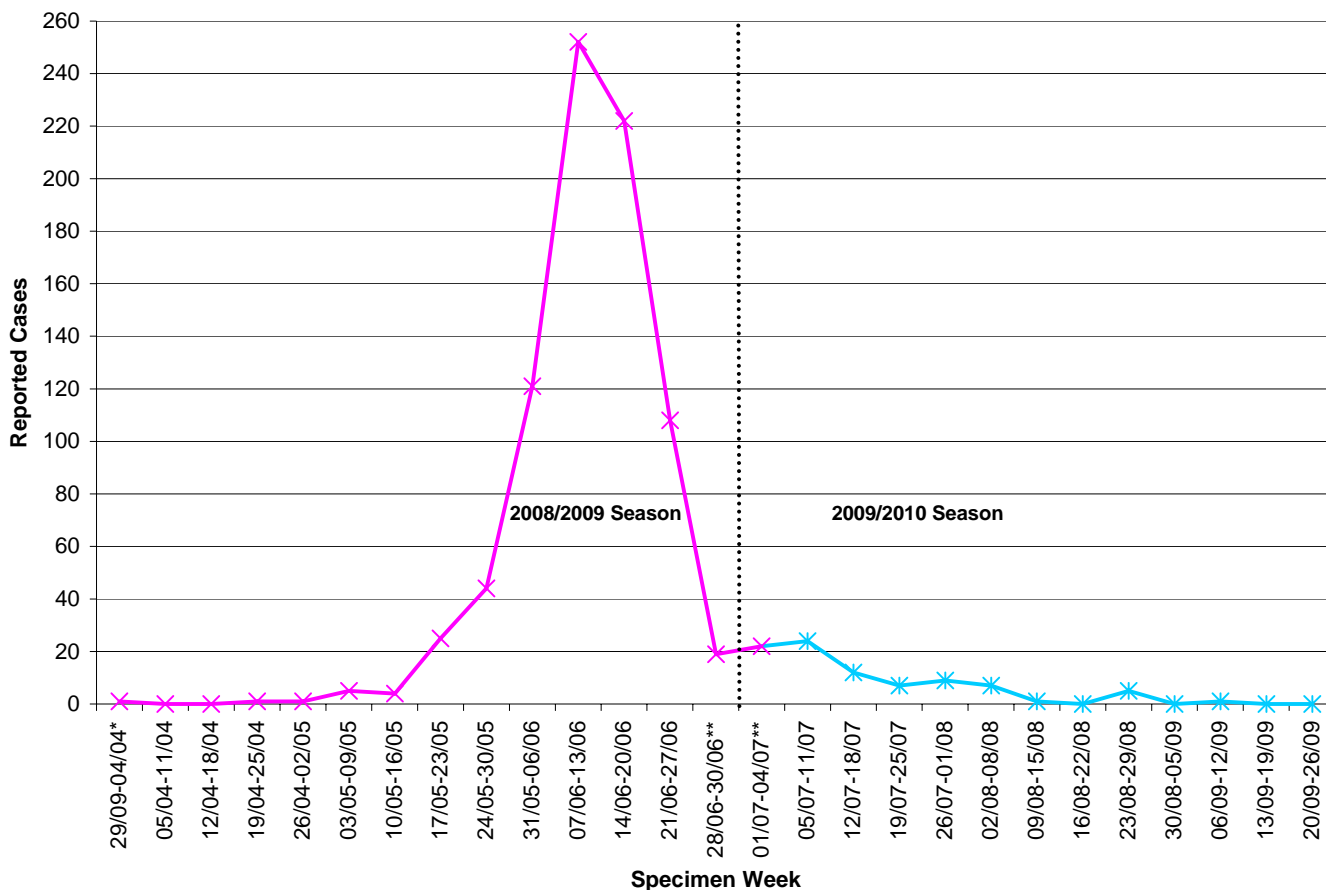


Figure 3: Laboratory-Confirmed Cases of Influenza A Novel H1N1 Only, 2008/2009-2009/2010



* First reported case of Influenza A Novel H1N1 in Manitoba.
 ** These totals only contain cases for June 28-30 and July 1-4 – partial weeks.

For other CDC Branch reports, please view the Manitoba Health & Healthy Living Internet Website:
<http://www.gov.mb.ca/health/publichealth/cdc/surveillance/index.html>

For national surveillance data, refer to:
<http://www.phac-aspc.gc.ca/fluwatch/index/html>