
Annual Report 2008 – 2009

Finance

**Special Operating Agencies
Financing Authority**

Rapport annuel 2008–2009

Finances

Office de financement
des organismes de service spécial



**MINISTER OF
FINANCE**

Legislative Building
Winnipeg, Manitoba, CANADA
R3C 0V8

His Honour the Honourable John Harvard, P.C., O.M.
Lieutenant Governor of Manitoba
Room 235, Legislative Building
Winnipeg, Manitoba
R3C 0V8


May it Please Your Honour:

I have the privilege of presenting for the information of Your Honour the seventeenth Annual Report for the Special Operating Agencies Financing Authority for the fiscal year ended March 31, 2009.

Respectfully submitted,

« original signed by »

Honourable Greg Selinger
Minister





**MINISTER OF
FINANCE**

Legislative Building
Winnipeg, Manitoba, CANADA
R3C 0V8

À son Honneur
L'honorable John Harvard, P.C., O.M.
Lieutenant-gouverneur du Manitoba
Palais législatif, bureau 235
Winnipeg (Manitoba) R3C 0V8

Monsieur le Lieutenant-gouverneur,


J'ai le privilège de présenter à Votre Honneur, à titre d'information, le dix-septième rapport annuel de l'Office de financement des organismes de service spécial pour l'exercice terminé le 31 mars 2009.

Je vous prie d'agréer, Monsieur le Lieutenant-gouverneur, l'expression de mon profond respect.

Le ministre des Finances,

« Original signé par »

Greg Selinger





Treasury Board Secretariat

200 - 386 Broadway, Winnipeg, Manitoba R3C 3R6

T 204 945-4150 F 204 945-4878

www.manitoba.ca

Honourable Greg Selinger
Minister of Finance
Room 103, Legislative Building
Winnipeg, Manitoba
R3C 0V8

Dear Mr. Minister:

I have the honour to submit for your consideration the seventeenth Annual Report for the Special Operating Agencies Financing Authority for the fiscal year ended March 31, 2009.

Respectfully submitted,

« original signed by »

Lynn Cowley, Chairperson
Special Operating Agencies Financing Authority



TITLE	PAGE
Title Page	1
Minister's Letter	3
Chairperson's Letter	7
Table of Contents/ <i>Table des matières</i>	9
The Special Operating Agencies Initiative / <i>L'initiative des organismes de service spécial</i>	11
The Special Operating Agencies Financing Authority / <i>L'Office de financement des organismes de service spécial</i>	13
Current Year Operations / <i>Activités pendant l'exercice en cours</i>	15
Financial Highlights / <i>Faits saillants financiers</i>	15
Accomplishments / <i>Réalisations</i>	16
Management Report	20
Auditors' Report	21
Financial Statements	22
Combined Balance Sheet	22
Combined Statement of Income and Retained Earnings	23
Combined Statement of Cash Flows	24
Notes to the Financial Statements	25
Agency Results / <i>Résultats des organismes</i>	40

The Special Operating Agencies Initiative

Special Operating Agencies (SOAs) are service operations within government granted more direct responsibility for results and increased management flexibility needed to reach new levels of performance. Through strengthened accountability to their Minister and central government, they strive to improve the delivery of services by:

- ensuring operations are clearly defined and well understood;
- setting demanding performance goals and developing strategies for attaining them;
- applying the best public sector management practices; and
- monitoring performance to ensure continuous progress toward goals.

The aim of SOAs is to give greater authority and scope to managers and employees to encourage initiative, enhance service, and reduce the cost of government. Service and management improvements are built on pride in the capabilities and dedication of the professional Civil Service. The ultimate success of SOAs depends on people and the enthusiasm they bring to the job.

SOAs exist along an organizational continuum between a government department and a Crown corporation. Candidates can be direct public services, internal services to government, science and technology services, or regulatory and enforcement programs. In addition to accounting fully for their operations, they must be dedicated to improving service quality and efficiency.

L'initiative des organismes de service spécial

Les organismes de service spécial (OSS) assurent un soutien logistique au sein du gouvernement, ont des responsabilités plus directes en ce qui concerne les résultats et une plus grande souplesse de gestion nécessaire pour atteindre de nouveaux niveaux de rendement. Moyennant une responsabilité accrue à l'égard de leur ministre et du gouvernement central, ils visent à améliorer la prestation des services :

- en veillant à ce que les activités soient clairement définies et bien comprises;
- en se fixant des objectifs de rendement élevés et en élaborant des stratégies pour les atteindre;
- en appliquant les meilleures pratiques de gestion du secteur public;
- en surveillant le rendement afin de garantir une progression continue vers les objectifs.

Les OSS ont pour but d'élargir le pouvoir et la portée des gestionnaires et des employés afin d'encourager l'initiative, d'améliorer les services et de réduire le coût de l'administration publique. L'amélioration des services et de la gestion repose sur la fierté des capacités et le dévouement d'une fonction publique professionnelle. Le succès des OSS dépend, en définitive, des personnes et de leur enthousiasme au travail.

Dans le continuum organisationnel, les OSS se situent entre les ministères et les sociétés d'État. Les candidats peuvent être des services publics directs, des services internes du gouvernement, des services scientifiques et technologiques ou des programmes de réglementation et d'application de la loi. En plus de rendre totalement compte de leurs activités, ils doivent constamment s'efforcer d'améliorer la qualité et l'efficacité du service.

The complement of SOAs in operation during the fiscal year ended March 31, 2009 was seventeen, representing \$170.9 million in business for government.

Special Operating Agencies in order of establishment:

- Fleet Vehicles Agency
- Materials Distribution Agency
- Organization and Staff Development
- Vital Statistics Agency
- Civil Legal Services
- Manitoba Education, Research and Learning
- Information Networks
- Pineland Forest Nursery
- Companies Office
- Manitoba Text Book Bureau
- Industrial Technology Centre
- The Public Trustee
- Office of the Fire Commissioner
- Food Development Centre
- The Property Registry
- Manitoba Securities Commission
- Crown Lands and Property Agency
- Green Manitoba Eco Solutions

Au cours de l'exercice terminé le 31 mars 2009, le Manitoba comptait dix-sept OSS qui représentaient 170,9 millions de dollars en chiffre d'affaires pour le gouvernement.

Liste des organismes de service spécial dans l'ordre où ils ont été établis :

- Organisme chargé des véhicules gouvernementaux
- Organisme chargé de la distribution du matériel
- Organisme chargé du perfectionnement et de la formation
- Bureau de l'état civil
- Bureau du contentieux civil
- Réseaux informatiques en apprentissage et en recherche pédagogique du Manitoba
- Pépinière forestière Pineland
- Office des compagnies
- Centre des manuels scolaires du Manitoba
- Centre de technologie industrielle
- Curateur public
- Bureau du commissaire aux incendies
- Centre de développement de produits alimentaires
- Office d'enregistrement des titres et des instruments
- Commission des valeurs mobilières du Manitoba
- Terres domaniales et acquisition foncière
- Manitoba vert — Solutions écologiques

The Special Operating Agencies Financing Authority

The SOA Financing Authority was established April 1, 1992 under authority of *The Special Operating Agencies Financing Authority Act*. The Financing Authority and its Chairperson operate under the direction of the Minister of Finance. Treasury Board acts as the primary decision-making body, while the Department of Finance and Treasury Board Secretariat supply staff support.

The Financing Authority provides a mechanism for funding SOAs outside the parameters of the Consolidated Fund. It holds and acquires assets associated with SOA operations and finances SOAs through contributed equity, repayable loans, and working capital advances. This financial framework enables SOAs to operate in a business-like way within government policy expectations.

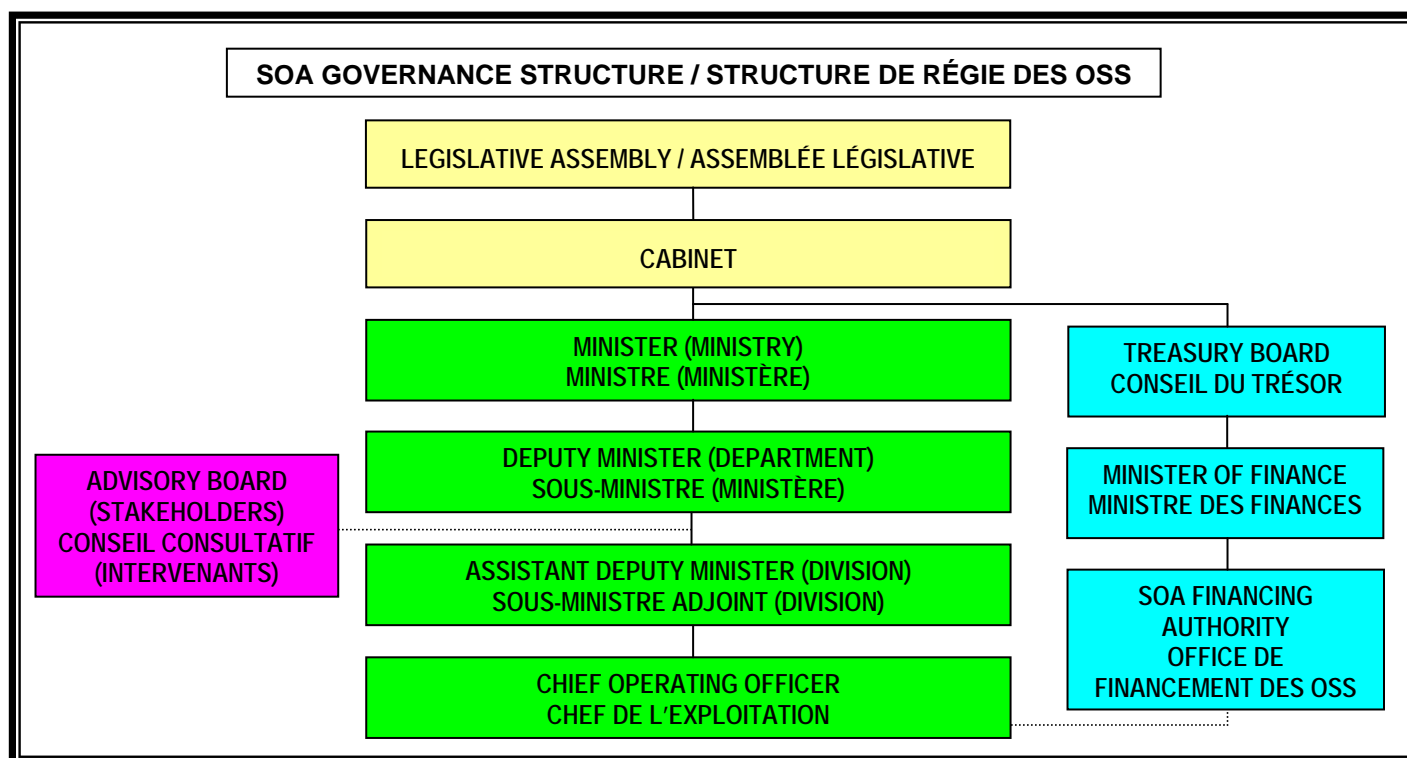
Each agency has an operating charter and management agreement that outlines its individual governance and administrative arrangements. Accountability is assured through annual business plans, audits, and reports forwarded through its advisory board to the Financing Authority. In turn, the Financing Authority is audited and submits an annual report on overall SOA operations to the Minister of Finance for tabling in the Legislature. The governance structure is depicted below.

L'Office de financement des organismes de service spécial

L'Office de financement des organismes de service spécial a été créé le 1^{er} avril 1992 en vertu de la *Loi sur l'Office de financement des organismes de service spécial*. L'Office de financement et son président agissent sous la direction du ministre des Finances. Le Conseil du Trésor est le principal organe décisionnel, tandis que le ministère des Finances et le Secrétariat du Conseil du Trésor fournissent le personnel auxiliaire.

L'Office de financement permet de financer les OSS en dehors des paramètres du Trésor. Il détient et acquiert des actifs liés aux activités des OSS, qu'il finance par le biais de capitaux d'apport, de prêts remboursables et d'avances de fonds de roulement. Ce cadre financier permet aux OSS de fonctionner comme des entreprises tout en respectant les attentes politiques du gouvernement.

Chaque organisme a une charte et un accord de gestion qui exposent sa régie et les dispositions administratives le concernant. La responsabilité est assurée par des plans d'activités, des vérifications et des rapports annuels qui sont transmis à l'Office de financement par l'intermédiaire du conseil consultatif de chacun. L'Office de financement lui-même fait l'objet d'une vérification et remet un rapport annuel sur les activités globales des OSS au ministre des Finances, qui le dépose à l'Assemblée législative. La structure de régie est présentée ci-dessous.



The Chairperson of the Financing Authority is also the SOA Coordinator, who reports to the Assistant Deputy Minister, Fiscal Management and Capital Planning in Treasury Board Secretariat. The mission is:

To provide corporate leadership, direction, and coordination of the Special Operating Agencies reform initiative, with a view to continuously improving the quality of management and services across the Manitoba Government.

The position is responsible for coordinating the planning, design, implementation, and evaluation of SOAs.

The incumbent devotes time to the governance role as Chairperson and sole member comprising the Financing Authority. In this capacity, the incumbent oversees and manages the Financing Authority's affairs in compliance with statutory, policy, and management requirements. Much of this work concerns final approvals leading to start-up of new SOAs, as well as ongoing accountability requirements for established SOAs.

The Department of Finance and Treasury Board Secretariat provide for the Chairperson's/Coordinator's basic salary, benefits, and operating costs in support of this corporate initiative. In addition, SOAs are assessed an annual levy to fund identifiable expenses associated with Financing Authority operations. The levy is prorated against the Financing Authority's annual budget based on each SOA's projected gross revenue.

Le président de l'Office de financement est également coordonnateur des OSS et il relève du sous-ministre adjoint de la Direction de la gestion financière et de la planification des immobilisations du Secrétariat du Conseil du Trésor. Il a pour mission de :

Fournir une orientation, une coordination et un leadership généraux dans l'initiative de réforme des organismes de service spécial, l'objectif étant d'améliorer constamment la qualité de la gestion et des services dans tout le gouvernement du Manitoba.

Le président est chargé de coordonner la planification, la conception, la mise en œuvre et l'évaluation des OSS.

Le titulaire consacre du temps au rôle de gestion en sa qualité de président et de membre unique de l'Office de financement. À ce titre, il supervise et gère les affaires de l'Office de financement conformément aux exigences réglementaires, politiques et de gestion. Une bonne partie de son travail concerne les approbations finales conduisant à la création de nouveaux OSS ainsi que les obligations redditionnelles des OSS existants.

Le ministère des Finances et le Secrétariat du Conseil du Trésor fournissent le salaire de base, les avantages sociaux et les coûts de fonctionnement du président/coordonnateur, en appui à cette initiative collective. De plus, une contribution annuelle est prélevée sur les OSS pour financer les dépenses identifiables liées aux activités de l'Office de financement. La contribution est calculée au prorata, par rapport au budget annuel de l'Office de financement, en se fondant sur le revenu brut prévisionnel des OSS.

2008/09 Operations

The operations of the Financing Authority for the fiscal year ended March 31, 2009 were limited to the operations and financial results of the seventeen SOAs. A summary of the financial results of each agency along with budget is provided as an appendix to the report. Agency's annual reports are available from the agency and on their websites listed in the appendix.

Activités pendant l'exercice 2008-2009

Pendant l'exercice qui s'est terminé le 31 mars 2009, les activités de l'Office de financement se sont limitées aux activités et aux résultats financiers des dix-sept OSS. Pour chaque organisme, un sommaire des résultats financiers, les prévisions budgétaires et les résultats réels de l'exercice précédent sont compris sous forme d'annexe au présent rapport. Il est possible de se procurer le rapport annuel de chaque organisme en communiquant avec l'organisme ou en consultant son site Web à l'adresse indiquée dans l'annexe.

Financial Highlights

- Transfer of \$20,995,000 (2008 - \$21,395,000) in designated surpluses to the Consolidated Fund on behalf of the Fleet Vehicles Agency (\$1,500,000), Vital Statistics Agency (\$280,000), Civil Legal Services (\$200,000), Companies Office (\$2,000,000), The Property Registry (\$9,715,000), and Manitoba Securities Commission (\$7,300,000).
- Aggregate authority of up to \$25,070,000 (2008 - \$25,070,000) in working capital advances at any one time, \$8,516,000 (2008 - \$7,055,000) of which was utilized at fiscal year-end.
- Increase of \$4,151,000 (2008 - \$4,518,000 increase) in the balance of retained earnings to \$52,530,000 (2008 - \$48,379,000).

Faits saillants financiers

- Transfert de 20 995 000\$ (2008 – 21 395 000 \$), à titre de surplus désignés, au Trésor, au nom de l'Organisme chargé des véhicules gouvernementaux (1 500 000 \$), du Bureau de l'état civil (280 000 \$), du Bureau du contentieux civil (200 000 \$), de l'Office des compagnies (2 000 000 \$), de l'Office d'enregistrement des titres et des instruments (9 715 000 \$) et de la Commission des valeurs mobilières du Manitoba (7 300 000 \$).
- Pouvoir global de 25 070 000 \$ (2008 – 25 070 000 \$) en avances de fonds de roulement à tout moment, dont 8 516 000 \$ (2008 – 7 055 000 \$) avaient été utilisés à la fin de l'exercice.
- Augmentation de 4 151 000 \$ (augmentation de 4 518 000 \$ en 2008) du solde des bénéfices non répartis pour arriver à 52 530 000 \$ (comparativement à 48 379 000 \$ en 2008).

2008/09 Accomplishments

In the past year, the Chairperson/Coordinator:

- delivered briefings related to the SOA Initiative;
- prepared and issued the 2007/08 Financing Authority annual report;
- contributed to the Treasury Board Secretariat business plan review process;
- participated in the entity classification process for SOAs with respect to the new International Financial Reporting Standards;
- contributed to the Summary Budgeting and Reporting exercise.

Réalisations pendant l'exercice 2008-2009

Au cours de l'année écoulée, le président/coordonnateur :

- a présenté des séances d'information ayant trait à l'initiative des organismes de service spécial;
- a préparé et publié le rapport annuel 2007-2008 de l'Office de financement;
- a participé au processus d'examen des plans d'activités par le Secrétariat du Conseil du Trésor;
- a participé au processus de classification des entités pour les OSS dans le cadre des nouvelles Normes internationales d'information financière;
- a contribué à la production d'états récapitulatifs et de budgets sommaires.

Agency Results

Below are combined financial results of the agencies and a few key performance results from the individual agencies. Please consult the individual agencies' 2008/09 annual report for details.

Résultats des organismes

Les résultats financiers combinés des organismes et quelques résultats de rendement clés de chacun des organismes sont présentés ci-dessous. Pour plus de détails, veuillez consulter le rapport annuel de chaque organisme pour l'exercice 2008-2009.

Combined financial results:

- 9.0% (\$14.1 million) growth in revenues from 2007/08;
- 2.9% (\$0.8 million) decrease in net income from 2007/08;
- 10.7% (\$14.9 million) growth in assets as compared to 2007/08.

Résultats financiers combinés :

- 9.0 % (14,1 millions de dollars) de croissance des recettes par rapport à l'exercice 2007-2008;
- 2,9 % (0,8 millions de dollars) de diminution du résultat net par rapport à l'exercice 2007-2008;
- 10,7 % (14,9 millions de dollars) de croissance de l'actif par rapport à l'exercice 2007-2008.

Private sector economic development:

- Land Acquisition Services opened 31 new projects in fiscal 2008/09, brought 66 agreements before the Land Value Appraisal Commission for certification (65 mutual agreements and one contested hearing). Total value of the acquisitions was \$1.3 million;

Développement économique du secteur privé :

- Les Services d'acquisition foncière ont entrepris 31 nouveaux projets pendant l'exercice 2008-2009 et présenté 66 ententes de compensation devant la Commission de l'évaluation foncière (dont 65 ententes mutuelles et une audience contestée). La valeur totale des acquisitions était de 1,3 million de dollars;

- The Food Development Centre saw the graduation of two clients from the Food Development Centre's pilot plant to their own production facilities;
- Since 1996, the Industrial Technology Centre has saved/maintained 7,853 jobs.
- Deux des clients du Centre de développement de produits alimentaires sont passés de l'usine pilote du Centre à leurs propres installations de production;
- Depuis 1996, le Centre de technologie industrielle a préservé ou maintenu 7 853 emplois;

Improved service:

- The Public Trustee completed and submitted 840 applications for bonds and grants for eligible disabled clients in response to the new Federal Registered Disability Savings Plan (RDSP) Program;
- The Office of the Fire Commissioner established three on-line education programs in Emergency Management and Response;
- MERLIN has enrolled seven out of eight publically funded post-secondary institutions in MERLIN's Microsoft Enrolment Agreement to access cost savings and improved services.

Amélioration du service :

- Le curateur public a rempli et déposé 840 demandes de bons et de subventions pour des clients handicapés admissibles dans le cadre du nouveau régime enregistré d'épargne-invalidité du gouvernement fédéral;;
- Le Bureau du commissaire aux incendies a établi trois programmes éducatifs en ligne en gestion des mesures d'urgence et intervention en cas d'urgence;
- MERLIN a inscrit sept des huit établissements postsecondaires financés par le gouvernement dans le cadre de son entente d'inscription au programme de partenariat de Microsoft en vue d'avoir accès à des économies de coûts et des services améliorés.

Greening:

- Green Manitoba implemented resource management initiatives that resulted in over 780,000 kilograms of residential e-waste and over 650,000 kilograms of household hazardous waste being diverted from Manitoba landfills, in addition to an estimated annual water savings of 277 million litres achieved through design and rollout of a province-wide water-efficient toilet campaign on behalf of Water Stewardship.
- At Pineland Forest Nursery construction began on a biomass boiler for heating some of the greenhouses. This will reduce energy costs and greenhouse gas emissions;
- The Materials Distribution Agency introduced over 20 new green products for Manitoba Correctional Institutions and are working on converting 30 more products for these facilities.

Écologisation:

- Manitoba vert a mis en œuvre des initiatives de gestion des ressources qui ont permis de détourner plus de 780 000 kg de déchets électroniques résidentiels et plus de 650 000 kg de déchets ménagers spéciaux hors des décharges du Manitoba, en plus des économies annuelles de ressources en eau estimées à 277 millions de litres réalisées grâce à la conception et à la mise en œuvre d'une campagne d'installation de toilettes économes en eau au nom du ministère de la Gestion des ressources hydriques.
- À la pépinière forestière Pineland, nous avons commencé la construction d'une chaudière alimentée à la biomasse pour chauffer quelques-unes des serres. Un tel système permettra de réduire les coûts et les émissions de gaz à effet de serre;
- L'Organisme chargé de la distribution du matériel a lancé plus de 20 nouveaux produits écologiques pour les établissements de correction du Manitoba et il s'efforce de convertir plus de 30 autres produits destinés à ces établissements.

**Special Operating Agencies
Financing Authority**

Financial Statements

March 31, 2009

Management Report

The accompanying financial statements are the responsibility of the management of the Special Operating Agencies Financing Authority and have been prepared in accordance with Canadian generally accepted accounting principles. In management's opinion, the financial statements have been properly prepared within reasonable limits of materiality, incorporating management's best judgement regarding all necessary estimates and all other data available up to July 17, 2009.

Management maintains internal controls to properly safeguard the Financing Authority's assets and to provide reasonable assurance that the books and records from which the financial statements are derived accurately reflect all transactions and that established policies and procedures are followed.

The responsibility of the Auditor General is to express an independent opinion on whether the financial statements of the Financing Authority are fairly presented in accordance with Canadian generally accepted accounting principles. The Auditors' Report outlines the scope of the audit examination and provides the audit opinion.

On behalf of Management,

A handwritten signature in cursive script that reads "Lynn Cowley".

Lynn Cowley
Chairperson
Special Operating Agencies Financing Authority

July 17, 2009



AUDITORS' REPORT

To the Legislative Assembly of Manitoba
To the Member of the Special Operating Agencies Financing Authority

We have audited the combined balance sheet of the Special Operating Agencies Financing Authority at March 31, 2009, and the combined statements of income, comprehensive income and retained earnings and cash flows for the year then ended. These financial statements are the responsibility of the Authority's management. Our responsibility is to express an opinion on these financial statements based on our audit.

We conducted our audit in accordance with Canadian generally accepted auditing standards. Those standards require that we plan and perform an audit to obtain reasonable assurance whether the financial statements are free of material misstatement. An audit includes examining, on a test basis, evidence supporting the amounts and disclosures in the financial statements. An audit also includes assessing the accounting principles used and significant estimates made by management, as well as evaluating the overall financial statement presentation.

In our opinion, these combined financial statements present fairly, in all material respects, the financial position of the Authority as at March 31, 2009, and results of its operations and cash flows for the year then ended in accordance with Canadian generally accepted accounting principles.

Office of the Auditor General

Winnipeg, Manitoba
July 17, 2009

Special Operating Agencies Financing Authority
Province of Manitoba
Combined Balance Sheet
(In Thousands)

March 31	2009	2008
Assets		
Current:		
Cash and term deposits with the Minister of Finance	\$ 39,016	\$ 38,009
Customer deposits	1,452	1,407
Accounts receivable (Note 5)	14,154	14,117
Inventories	4,558	4,563
Other deposits	-	554
Prepaid expenses	3,244	2,958
Receivable from the Province of Manitoba	-	5,469
	<u>62,424</u>	<u>67,077</u>
Trust assets	12	13
Long-term investments (Note 6)	5,469	-
Restricted short-term deposits (Note 7)	750	750
Capital assets (Note 8)	85,319	71,244
Intangible assets (Note 9)	59	-
	<u>\$ 154,033</u>	<u>\$ 139,084</u>
Liabilities		
Current:		
Working capital advances (Note 10)	\$ 8,516	\$ 7,055
Accounts payable and accruals	18,330	18,659
Unearned revenue	6,221	5,491
Current portion - capital lease obligations (Note 11)	28	-
Current portion - long-term debt (Note 12)	7,231	7,131
	<u>40,326</u>	<u>38,336</u>
Trust liabilities	12	13
Unearned revenue	648	626
Deferred capital contributions (Note 13)	10,069	10,422
Capital lease obligations (Note 11)	171	-
Long-term debt - Province of Manitoba (Note 12)	25,257	16,609
Severance liability (Note 14)	5,693	5,379
	<u>82,176</u>	<u>71,385</u>
Equity		
Contributed equity (Note 15)	17,837	17,837
Reserve funds (Note 16)	1,490	1,483
Retained earnings (Note 15)	52,530	48,379
	<u>71,857</u>	<u>67,699</u>
	<u>\$ 154,033</u>	<u>\$ 139,084</u>
Commitments (Note 17)		
Contingencies (Note 18)		

See accompanying notes to the financial statements.

**Special Operating Agencies Financing Authority
Province of Manitoba
Combined Statement of Income, Comprehensive Income
and Retained Earnings**

(In Thousands)

Year Ended March 31	2009	2008
Revenue		
Annual levy	\$ 13	\$ 13
Contributed Services Treasury Board Secretariat/Finance	101	94
	114	107
Expenses		
Salaries and benefits	83	77
Other operating	24	27
	107	104
Financing Authority operations	7	3
Special Operating Agency operations – Net Income (Loss) and Comprehensive Income		
Civil Legal Services	398	5
Companies Office	2,515	2,443
Crown Lands and Property Agency	(820)	(774)
Fleet Vehicles Agency	4,059	3,168
Food Development Centre	(134)	207
Green Manitoba Eco Solutions	105	105
Industrial Technology Centre	86	(6)
MERLIN	131	293
Manitoba Securities Commission	8,918	8,851
Manitoba Text Book Bureau	3	(6)
Materials Distribution Agency	168	83
Office of the Fire Commissioner	160	489
Organization and Staff Development	(172)	48
Pineland Forest Nursery	6	(97)
The Property Registry	9,621	10,610
The Public Trustee	58	(110)
Vital Statistics Agency	45	609
Net Income and Comprehensive Income for the year	25,154	25,921
Retained earnings, beginning of year	48,379	43,861
Transfer to Reserve Funds (Note 16)	(8)	(8)
Transfer of surplus funds to the Province of Manitoba		
Civil Legal Services	(200)	(200)
Companies Office	(2,000)	(2,000)
Fleet Vehicles Agency	(1,500)	(1,500)
Manitoba Securities Commission	(7,300)	(7,300)
Materials Distribution Agency	-	(400)
The Property Registry	(9,715)	(9,715)
Vital Statistics Agency	(280)	(280)
	(20,995)	(21,395)
Retained earnings, end of year	\$52,530	\$48,379

See accompanying notes to the financial statements.

Special Operating Agencies Financing Authority
Province of Manitoba
Combined Statement of Cash Flows
(In Thousands)

Year Ended March 31	2009	2008
Cash derived from (applied to):		
Operating		
Net income	\$ 25,154	\$ 25,921
Amortization	15,006	13,808
Amortization of deferred capital contributions	(353)	(668)
Gain on disposal of capital assets	(273)	(599)
	<u>39,534</u>	<u>38,462</u>
Change in:		
Customer deposit accounts	(45)	(55)
Accounts receivable	(37)	(1,649)
Inventories	5	318
Prepaid expenses	(286)	196
Accounts payable and accruals	(329)	6,278
Severance liability	314	93
Unearned revenue	752	452
Cash derived from operating activities	<u>39,908</u>	<u>44,095</u>
Investing		
Proceeds from disposal of capital assets	1,473	2,306
Acquisition of capital assets	(30,282)	(16,383)
Deferred development costs	(59)	-
Deposits in joint ventures	-	200
Other deposits	554	(554)
Change in receivable from the Province of Manitoba	5,469	-
Long-term investments	(5,469)	-
Cash applied to investing activities	<u>(28,314)</u>	<u>(14,431)</u>
Financing		
Proceeds from long-term debt	16,286	4,340
Long-term debt repayments	(7,538)	(7,103)
Capital lease obligations	199	-
Transfer of surplus funds	(20,995)	(21,395)
Change in deferred capital contributions	-	1,834
Cash applied to financing activities	<u>(12,048)</u>	<u>(22,324)</u>
Increase (decrease) in cash and cash equivalents	(454)	7,340
Cash and cash equivalents:		
Beginning of year	<u>30,954</u>	<u>23,614</u>
End of year	<u>\$ 30,500</u>	<u>\$ 30,954</u>
Represented by:		
Cash and Term deposits with the Minister of Finance	\$ 39,016	\$ 38,009
Working capital advances	<u>(8,516)</u>	<u>(7,055)</u>
	<u>\$ 30,500</u>	<u>\$ 30,954</u>

See accompanying notes to the financial statements.

Special Operating Agencies Financing Authority
Province of Manitoba
Notes to the Financial Statements
(In Thousands)

March 31, 2009

1. Nature of organization

The Special Operating Agencies Financing Authority (the "Financing Authority") is a body corporate established effective April 1, 1992 under *The Special Operating Agencies Financing Authority Act*. Under the direction of the Minister of Finance, the Financing Authority consists of the Chairperson as its sole member and receives staff support from the Department of Finance.

The Financing Authority provides a mechanism for funding Special Operating Agencies (SOAs) that operate outside the Consolidated Fund. It functions as a non-operating holding company, with the mandate to hold and acquire assets required for and resulting from SOA operations. It finances SOAs through contributed equity, repayable loans, and working capital advances. This financial framework enables SOAs to operate in a business-like manner within government policy expectations.

SOAs are designated by regulation under the Act and operate under a charter approved by the Lieutenant Governor in Council. A management agreement between the Financing Authority and the Minister responsible for each SOA assigns responsibility to the agency to manage and account for SOA-related assets and operations on behalf of the Financing Authority. SOAs remain accountable to their Minister for the results they achieve with the authority and resources granted.

The Financing Authority is economically dependent on the Province of Manitoba. Currently, the Financing Authority derives most of its revenue and all of its capital financing requirements from the Province.

SOAs in operation during the fiscal year ended March 31, 2009 were as follows:

- Civil Legal Services, Department of Justice
- Companies Office, Department of Finance
- Crown Lands and Property Agency, Department of Infrastructure and Transportation
- Fleet Vehicles Agency, Department of Infrastructure and Transportation
- Food Development Centre, Department of Agriculture, Food and Rural Initiatives
- Green Manitoba Eco Solutions, Department of Science, Technology, Energy and Mines
- Industrial Technology Centre, Department of Science, Technology, Energy and Mines
- Manitoba Education, Research and Learning Information Networks (MERLIN), Department of Science, Technology, Energy and Mines
- Manitoba Securities Commission, Department of Finance
- Manitoba Text Book Bureau, Department of Education, Citizenship and Youth
- Materials Distribution Agency, Department of Infrastructure and Transportation
- Office of the Fire Commissioner, Department of Labour and Immigration
- Organization and Staff Development, Civil Service Commission
- Pineland Forest Nursery, Department of Conservation
- The Property Registry, Department of Finance
- The Public Trustee, Department of Justice
- Vital Statistics Agency, Department of Finance.

Effective April 1, 2009, Fleet Vehicles Agency and the Mechanical Equipment Services Branch of the Department of Infrastructure and Transportation were amalgamated into a new Special Operating Agency named Vehicle and Equipment Management Agency. Accordingly, Fleet Vehicles Agency effectively ceased operations at the close of business on March 31, 2009, and has since been dissolved.

Special Operating Agencies Financing Authority
Province of Manitoba
Notes to the Financial Statements
(In Thousands)

March 31, 2009

2. Change in Accounting Policies

Effective April 1, 2008, the Financing Authority adopted the following new handbook sections issued by the Canadian Institute of Chartered Accountants (CICA):

Section 1535 Capital Disclosures

Section 1535 establishes standards for disclosing information about an entity's capital and how it is managed. These standards require an entity to disclose its objectives, policies and processes for managing capital, a summary of quantitative data about what it manages as capital and whether it complied with any externally imposed capital requirements to which it is subject and, if not, the consequences of such non-compliance.

Section 3862 Financial Instruments – Disclosures

Section 3862 modifies the disclosure requirements for financial instruments that were included in Section 3861, *Financial Instruments – Disclosure and Presentation*. The new standards require an entity to provide disclosures in its financial statements that enable users to evaluate the significance of financial instruments on its financial position and performance, the nature and extent of the risks to which it is exposed during the period and at the balance sheet date, and how those risks are managed.

Section 3863 Financial Instruments – Presentation

Section 3863 carries forward the presentation requirements of Section 3861, *Financial Instruments – Disclosure and Presentation*, unchanged.

The above noted new standards have no impact on the recognition, measurement or presentation of financial instruments in the Financing Authority's yearend financial statements.

Section 3031 Inventories

Section 3031 *Inventories* replaces Section 3030 *Inventories*. It provides more guidance on the measurement and disclosure requirements for inventories. The adoption of Section 3031 did not have an impact on the recognition, measurement or presentation of inventory in the Financing Authority's yearend financial statements.

3. Significant Accounting Policies

a. General

The financial statements of the Financing Authority are presented in accordance with Canadian generally accepted accounting principles.

b. Basis of reporting

The financial statements of the Financing Authority reflect the financial position and operating results of SOAs currently governed by management agreements with the Financing Authority. These statements are presented on a combined basis. Therefore, inter-agency balances and transactions have not been eliminated.

Special Operating Agencies Financing Authority
Province of Manitoba
Notes to the Financial Statements
(In Thousands)

March 31, 2009

3. Significant Accounting Policies (continued)

The following policies apply to the Financing Authority, as well as to all agencies combined herein.

c. Use of estimates

The preparation of financial statements requires management to make estimates and assumptions that affect the reported amounts of assets and liabilities and disclosure of contingencies at the date of the financial statements and the reported amounts of revenues and expenses during the reporting period. Actual results could differ from these estimates.

d. Inventories

Inventories are valued at the lower of cost and net realizable value.

e. Amortization of capital assets

Vehicles, fire engines	30%, declining balance
Vehicles (signed lease agreement)	straight line over term of lease
Equipment and furniture	6 2/3% - 20%, straight line
	20% - 30%, declining balance
Computer equipment and software	10% - 20%, straight line
	20%, declining balance
Rental equipment (Materials Distribution Agency)	2, 3, or 5 years, straight line
Buildings	15 - 40 years, straight line
	10%, declining balance
Practical training site (Office of the Fire Commissioner)	20 years, straight line
Leasehold improvements	5 - 10 years, straight line
Other assets	5 - 10 years, straight line

f. Intangible assets

Intangible assets are recorded at cost and amortized over their estimated useful lives as follows:

System development costs	15 years, straight line
--------------------------	-------------------------

g. Administrative expenses paid by the Province of Manitoba

The Treasury Board Secretariat / Finance contribution covers salaries and benefits and certain operating expenses, paid by the Province of Manitoba on behalf of the Financing Authority.

h. Capital disclosures

The Financing Authority's capital consists of contributed equity, retained earnings provided from operations and special purpose reserve funds allocated from retained earnings.

Special Operating Agencies Financing Authority
Province of Manitoba
Notes to the Financial Statements
(In Thousands)

March 31, 2009

3. Significant Accounting Policies (continued)

The Financing Authority's capital management policy is to maintain sufficient capital to meet its objectives through its retained earnings by managing transfers of surplus funds to the Province of Manitoba; meet short-term capital needs with working capital advances from the Province of Manitoba; and meet long-term capital needs through long-term debt with the Province of Manitoba. There were no changes in the Financing Authority's approach to capital management during the period.

The Financing Authority is not subject to externally imposed capital requirements.

4. Financial Instruments and Financial Risk Management

Financial assets and liabilities are initially recorded at fair value. Measurement in subsequent periods depends on the financial instrument's classification. Financial instruments are classified into one of the following five categories: held for trading; available for sale; held to maturity; loans and receivables; and other financial liabilities. All financial instruments classified as held for trading or available for sale are subsequently measured at fair value with any change in fair value recorded in net earnings and other comprehensive income, respectively. All other financial instruments are subsequently measured at amortized cost.

The financial assets and liabilities of the Financing Authority are classified and measured as follows:

<u>Financial Asset/Liability</u>	<u>Category</u>	<u>Subsequent Measurement</u>
Cash, term deposits, and customer deposits	Held for trading	Fair value
Accounts receivable	Loans and receivables	Amortized cost
Long-term investments	Held for trading	Fair value
Working capital advances	Held for trading	Fair value
Accounts payable	Other financial liabilities	Amortized cost
Long term debt	Other financial liabilities	Amortized cost

Amortized cost is determined using the effective interest rate method.

Gains and losses on financial instruments subsequently measured at amortized cost are recognized in the combined statement of income, comprehensive income and retained earnings in the period the gain or loss occurs. Changes in fair value on financial instruments classified as held for trading are recognized in the combined statement of income, comprehensive income and retained earnings for the current period. Changes in fair value on financial instruments classified as available for sale would be recorded in other comprehensive income until realized, at which time they recorded in the combined statement of income, comprehensive income and retained earnings.

Special Operating Agencies Financing Authority
Province of Manitoba
Notes to the Financial Statements
(In Thousands)

March 31, 2009

4. Financial Instruments and Financial Risk Management (continued)

Fair value of financial instruments

The fair values of accounts receivable, accounts payable and accrued liabilities approximate their carrying values due to their short-term maturity.

The fair value of the long-term debt is determined using the present value of future cash flows under current financing agreements, based on the Financing Authority's current estimated borrowing rate for loans with similar terms and conditions. The fair value of this long-term debt is \$33,035 as at March 31, 2009 (2008 - \$23,931).

Financial risk management - overview

The Financing Authority has exposure to the following risks from its use of financial instruments: credit risk; liquidity risk; market risk; interest risk; and foreign currency risk.

Credit risk

Credit risk is the risk that one party to a financial instrument fails to discharge an obligation and causes financial loss to another party. Financial instruments which potentially subject the Financing Authority to credit risk consist principally of cash and term deposits and accounts receivable.

The maximum exposure of the Financing Authority to credit risk at March 31, 2009 is:

Cash and term deposits	\$ 39,016
Customer deposits	1,452
Accounts receivable	14,154
Long-term investments	<u>5,469</u>
	<u>\$ 60,091</u>

Cash and term deposits, and long-term investments: The Financing Authority is not exposed to significant credit risk as these deposits are primarily held by the Minister of Finance.

Customer deposits: The Financing Authority is not exposed to significant credit risk as the cash is held by a Chartered Bank.

Accounts receivable: The Financing Authority is not exposed to significant credit risk as the majority of its accounts receivable are with related entities with the balance due from a large client base, and payment in full is typically collected when it is due. The Financing Authority establishes an allowance for doubtful accounts that represents its estimate of potential credit losses. The allowance for doubtful accounts is based on management's estimates and assumptions regarding current market conditions, customer analysis and historical payment trends. These factors are considered when determining whether past due accounts are allowed for or written off.

Special Operating Agencies Financing Authority
Province of Manitoba
Notes to the Financial Statements
(In Thousands)

March 31, 2009

4. Financial Instruments and Financial Risk Management (continued)

The change in the allowance for doubtful accounts during the year was as follows:

Balance, beginning of the year	\$ 280
Provision for receivable impairment	96
Amounts written off	<u>(85)</u>
Balance, end of the year	<u>\$ 291</u>

Liquidity risk

Liquidity risk is the risk that the Financing Authority will not be able to meet its financial obligations as they come due.

The Financing Authority manages liquidity risk by maintaining adequate cash balances and by review from the Province of Manitoba to ensure adequate funding will be received to meet the obligations.

Market risk

Market risk is the risk that changes in market prices, such as interest rates and foreign exchange rates, will affect the Financing Authority's income or the fair values of its financial instruments. The significant market risks the Financing Authority is exposed to are interest rate risk and foreign currency risk.

Interest rate risk

Interest rate risk is the risk that the fair value or future cash flows of a financial instrument will fluctuate because of changes in market interest rates. The interest rate exposure relates to funds on deposit and long term debt.

The interest rate risk on funds on deposit is considered to be low because of their short-term nature.

The Financing Authority manages its interest rate risk on long-term debt through the exclusive use of fixed rate terms for its long-term debt. A change of 100 basis points in the interest rates would have increased or decreased its fair value by \$1,212 (2008 - \$796).

Foreign currency risk

Foreign currency risk is the risk that the fair value or future cash flows of a financial instrument will fluctuate because of changes in foreign exchange rates. The Financing Authority is not exposed to significant foreign currency risk as it does not have any financial instruments denominated in foreign currency.

Special Operating Agencies Financing Authority
Province of Manitoba
Notes to the Financial Statements
(In Thousands)

March 31, 2009

5. Accounts receivable

	2009	2008
Trade	\$13,174	\$13,476
Insurance agency rebate	495	455
Other	485	186
	<u>\$14,154</u>	<u>\$14,117</u>

The trade receivables are mostly due from the Province of Manitoba.

The insurance agency rebate is for discounts receivable by the Fleet Vehicles Agency from the Manitoba Public Insurance Corporation based on favourable claims experience for the Province's vehicle fleet in the previous insurance year.

6. Long-term investments

The Province of Manitoba accepted responsibility for the vacation entitlements earned by the employees of the Special Operating Agency's prior to their designation as SOA's and the severance pay benefits accumulated to March 31, 1998 for certain of the Agency's employees. Accordingly, the Agency's recorded a receivable of \$5,469 from the Province of Manitoba for these accumulated benefits. Effective March 31, 2009 the Province of Manitoba paid the receivable balances related to the funding for these liabilities and has placed the amount of \$5,469 into an interest bearing trust accounts to be held on the Agency's behalf until the cash is required to discharge the related liabilities.

7. Restricted short-term deposits

The Manitoba Securities Commission maintains separate short-term deposits with the Province of Manitoba to fund expenses which may arise with respect to the Reserve Fund (Note 16b).

Special Operating Agencies Financing Authority
Province of Manitoba
Notes to the Financial Statements
(In Thousands)

March 31, 2009

8. Capital assets

	Cost	Accumulated Amortization	2009 Net Book Value	2008 Net Book Value
	<u>Cost</u>	<u>Amortization</u>	<u>Book Value</u>	<u>Book Value</u>
Vehicles, fire engines	\$108,577	\$48,455	\$60,122	\$48,070
Equipment and furniture	18,618	10,623	7,995	7,317
Rental equipment	7,220	5,774	1,446	1,300
Computer equipment and software	6,513	4,698	1,815	1,899
Buildings	17,252	6,278	10,974	9,898
Practical training site	2,346	1,187	1,159	1,244
Leasehold improvements	2,506	1,924	582	664
Other assets	2,778	1,552	1,226	852
	<u>\$165,810</u>	<u>\$80,491</u>	<u>\$85,319</u>	<u>\$71,244</u>

9. Intangible assets

	Cost	Accumulated Amortization	2009 Net Book Value	2008 Net Book Value
	<u>Cost</u>	<u>Amortization</u>	<u>Book Value</u>	<u>Book Value</u>
System development costs	<u>\$59</u>	<u>\$ -</u>	<u>\$59</u>	<u>\$ -</u>

10. Working capital advances

The Minister of Finance, with Lieutenant-Governor-in-Council approval by Orders in Council 747/1992, 242/1994, 152/1995, 151/1996, 136/1997, 168/1998, 129/2000, 185/2005, and 134/2006, has arranged for working capital advances to be available to the Financing Authority. The aggregate of the outstanding advances is not to exceed \$25,070 (2008 - \$25,070) at any one time. As at March 31, 2009, \$16,554 (2008 - \$18,015) of these advances was unused and available.

Special Operating Agencies Financing Authority
Province of Manitoba
Notes to the Financial Statements
(In Thousands)

March 31, 2009

11. Capital lease obligations

	<u>2009</u>	<u>2008</u>
Polaris Leasing Ltd., capital lease due November 1, 2013, interest at 7.318% per year with annual principal and interest payments of \$43 for the first 4 years and a final payment of \$79 in 2014	\$ 199	\$ -
Current portion of capital lease obligations	28	-
	<u>\$ 171</u>	<u>\$ -</u>

Capital lease obligations are secured by equipment under lease.

The future minimum lease payments for the next five years are as follows:

2010	\$ 28
2011	30
2012	32
2013	35
2014	74

12. Long-term debt - Province of Manitoba

	<u>2009</u>	<u>2008</u>
6.425% repayable in semi-annual instalments of \$146 principal and interest, maturing in 2009	-	278
3.625% repayable in semi-annual instalments of \$149 principal and interest, maturing in 2009	-	291
3.500% repayable in semi-annual instalments of \$259 principal and interest, maturing in 2009	-	504
5.250% repayable in semi-annual instalments of \$159 principal and interest, maturing in 2010	155	454
5.625% repayable in semi-annual instalments of \$134 principal and interest, maturing in 2010	131	381
4.125% repayable in semi-annual instalments of \$56 principal and interest, maturing in 2010	55	161

Special Operating Agencies Financing Authority
Province of Manitoba
Notes to the Financial Statements
(In Thousands)

March 31, 2009

12. Long-term debt - Province of Manitoba (continued)

4.000%	repayable in semi-annual instalments of \$ 167 principal and interest, maturing in 2010	324	636
4.375%	repayable in semi-annual instalments of \$438 principal and interest, maturing in 2010	849	1,662
5.125%	repayable in semi-annual instalments of \$123 principal and interest, maturing in 2011	350	568
4.750%	repayable in semi-annual instalments of \$ 227 principal and interest, maturing in 2011	857	1,256
4.750%	repayable in semi-annual instalments of \$ 451 principal and interest, maturing in 2011	1,701	2,494
4.875%	repayable in semi-annual instalments of \$ 137 principal and interest, maturing in 2012	636	870
4.750%	repayable in semi-annual instalments of \$ 102 principal and interest, maturing in 2012	476	652
4.625%	repayable in semi-annual instalments of \$ 475 principal and interest, maturing in 2012	2,634	3,435
4.750%	repayable in semi-annual instalments of \$ 137 principal and interest, maturing in 2013	871	1,095
5.000%	repayable in semi-annual instalments of \$ 142 principal and interest, maturing in 2013	900	1,129
4.000%	repayable in semi-annual instalments of \$ 345 principal and interest, maturing in 2013	2,528	3,100
4.050%	repayable in semi-annual instalments of \$ 140 principal and interest, maturing in 2014	1,143	1,370
3.875%	repayable in semi-annual instalments of \$ 355 principal and interest, maturing in 2014	2,907	-
4.875%	repayable in semi-annual instalments of \$ 148 principal and interest, maturing in 2015	1,519	1,732
4.125%	repayable in semi-annual instalments of \$ 117 principal and interest, maturing in 2016	1,321	1,495

Special Operating Agencies Financing Authority
Province of Manitoba
Notes to the Financial Statements
(In Thousands)

March 31, 2009

12. Long-term debt - Province of Manitoba (continued)

4.875%	repayable in semi-annual instalments of \$ 237 principal and interest, maturing in 2024	4,885	-
5.000%	repayable in semi-annual instalments of \$ 334 principal and interest, maturing in 2024	7,000	-
5.800%	repayable in annual instalments of \$ 18 principal and interest, maturing in 2017	160	177
5.000%	repayable in monthly instalments of \$ 6 principal and interest, maturing in 2024	1,086	-
		32,488	23,740
	Amount due within one year	7,231	7,131
		\$ 25,257	\$ 16,609

Principal repayments in each of the next five years are as follows:

2010	\$7,231
2011	5,854
2012	4,383
2013	3,093
2014	1,747

Unused loan authority of \$4,900 was available for Fleet Vehicles Agency as of March 31, 2008. An additional \$23,350 of loan authority availability was approved for the three agencies (listed in the following table) during June 2008 in The Loan Act, 2008.

The Loan Act, 2008

Fleet Vehicles Agency	\$ 18,900
The Property Registry	4,000
Companies Office	450
Total incremental loan authority	\$ 23,350

Of the \$28,250 in available loan authority, \$15,200 was drawn down at various times during the 2008/09 year, leaving \$13,050 of loan authority availability unutilized as of March 31, 2009.

13. Deferred capital contributions

Deferred capital contributions represent the unamortized amount of contributions received by the Food Development Centre from the Federal Government and the Province of Manitoba for the purchase of equipment and construction of a building. These amounts will be taken into income to match the amortization of the equipment and building.

Special Operating Agencies Financing Authority
Province of Manitoba
Notes to the Financial Statements
(In Thousands)

March 31, 2009

14. Severance liability

Effective April 1, 1998 or the date of their creation, whichever is later; SOAs began recording accumulated severance pay benefits for their employees. The amount of their severance pay obligations is based on actuarial calculations. The periodic actuarial valuations of these liabilities may determine that adjustments are needed to the actuarial calculations when actual experience is different from that expected and/or because of changes in actuarial assumptions used. The resulting actuarial gains or losses are amortized over the expected average remaining service life of the related employee group.

An actuarial report was completed for the severance pay liability as of March 31, 2005. The report provides a formula to update the liability on an annual basis. The special operating agencies' actuarially determined net liability for accounting purposes as at March 31, 2009 was \$5,693 (2008 - \$5,379). Commencing in the 2006 fiscal year the actuarial loss of \$367 is being amortized over the 15 year expected average remaining service life of the employee group.

Significant long-term actuarial assumptions used in the March 31, 2005 valuation, and in the determination of the March 31, 2009 present value of the accrued severance benefit obligation were:

Annual rate of return	
inflation component	2.50%
real rate of return	4.00%
	6.50%
Assumed salary increase rates	
annual productivity increase	0.75%
annual general salary increase	3.25%
	4.00%

15. Equity

	2009	2008
Contributed equity		
Fleet Vehicles Agency	\$ 4,284	\$ 4,284
Green Manitoba Eco Solutions	9	9
Industrial Technology Centre	62	62
Manitoba Text Book Bureau	550	550
Materials Distribution Agency	1,297	1,297
Office of the Fire Commissioner	11,279	11,279
Pineland Forest Nursery	356	356
	\$17,837	\$17,837

Special Operating Agencies Financing Authority
Province of Manitoba
Notes to the Financial Statements
(In Thousands)

March 31, 2009

15. Equity (continued)

Retained earnings

Civil Legal Services	\$ 732	\$ 534
Companies Office	3,733	3,218
Crown Lands and Property Agency	(1,992)	(1,172)
Fleet Vehicles Agency	20,256	17,697
Food Development Centre	379	513
Green Manitoba Eco Solutions	55	(50)
Industrial Technology Centre	508	422
MERLIN	423	292
Manitoba Securities Commission	7,716	6,098
Manitoba Text Book Bureau	194	191
Materials Distribution Agency	2,839	2,671
Office of the Fire Commissioner	1,487	1,335
Organization and Staff Development	606	778
Pineland Forest Nursery	(193)	(199)
The Property Registry	12,667	12,761
The Public Trustee	1,574	1,516
Vital Statistics Agency	1,528	1,763
Financing Authority	18	11
	\$52,530	\$48,379

16. Reserve funds

a) The Public Trustee

The Public Trustee has allocated a reserve out of retained earnings to provide for short-term fluctuations in revenue due to changes in revenue patterns or extraordinary expenses. The balance of the reserve at March 31, 2009 is \$500 (2008 - \$500).

b) Manitoba Securities Commission

The Manitoba Securities Commission has allocated a reserve out of retained earnings to provide for extraordinary regulatory expenses and changes in market activity affecting revenue. The balance of the reserve at March 31, 2009 is \$750 (2008 - \$750).

c) Office of the Fire Commissioner

The Office of the Fire Commissioner received approval from Treasury Board in Fiscal 2004/05 to establish a special reserve fund for water bomber fire suppression activities. This fund is capped at an amount of \$200 and will be utilized to cover the costs associated with water bomber deployment for non-forest fire incidents occurring on Rural Municipality property. As at March 31, 2009, the agency has allocated a total of \$200 (2008 - \$200) to this fund from its retained earnings account.

The agency has also established a special reserve fund for replacing and training a rescue dog. As at March 31, 2009, the balance of this reserve fund is \$40 (2008 - \$33).

Special Operating Agencies Financing Authority
Province of Manitoba
Notes to the Financial Statements
(In Thousands)

March 31, 2009

17. Commitments

Commitments for SOAs with building lease agreements at March 31, 2009 total \$11,646 (2008 - \$12,950).

Other commitments entered into by SOAs are as follows:

Crown Lands And Property Agency	Vehicle and equipment leases	\$ 19
Office of the Fire Commissioner	Vehicle leases	642
Pineland Forest Nursery	Vehicle leases	16
The Property Registry	Equipment lease agreements	445
Vital Statistics Agency	Electronic records system	723
		<u>\$ 1,845</u>

Estimated minimum lease payments for each of the next five years are as follows:

2010	\$2,352
2011	2,341
2012	2,333
2013	2,313
2014	1,751

18. Contingencies

The Manitoba Securities Commission has been named as defendant in one statement of claim, and The Property Registry has been named in five lawsuits. In addition, a potential claim has been filed against Organization and Staff Development for breach of an agreement. At the time of preparation of these financial statements, the outcomes of these claims were undeterminable. The cost of a future settlement, if any, will be reflected as an expense in the year of resolution.

19. Pension benefits

Employees of SOAs are eligible for pension benefits in accordance with the provisions of the Civil Service Superannuation Act (CSSA), administered by the Civil Service Superannuation Board (CSSB). The CSSA established a defined benefit plan to provide benefits to employees of the Manitoba Civil Service and to participating agencies of the Government, including the special operating agencies, through the Civil Service Superannuation Fund.

Prior to April 1, 2001, only the Industrial Technology Centre and the Food Development Centre matched their employee's current contributions to the CSSB and had no additional liability under the CSSA.

Effective March 31, 2001, pursuant to an agreement with the Province of Manitoba, the remaining SOAs transferred to the Province the pension liability for their employees. Commencing April 1, 2001, these SOAs were required to pay to the Province an amount equal to their employees' current pension contributions. The amount paid for 2009 was \$2,039 (2008 - \$2,001). Under this agreement, these SOAs have no further pension liability.

Special Operating Agencies Financing Authority
Province of Manitoba
Notes to the Financial Statements
(In Thousands)

March 31, 2009

20. Estates and trusts under administration

The Public Trustee has statutory responsibility for administering clients' estates and trusts. The client assets under administration at March 31, 2009 total approximately \$203,000 (2008 - \$192,000). The trust activities of The Public Trustee are reported in separate audited financial statements for Estates and Trusts under Administration.

21. Public sector compensation

No employee of the Financing Authority received compensation of \$50.0 or more during the year ended March 31, 2009.

Compensation information for each SOA is disclosed in the notes to their audited financial statements.

APPENDIX / ANNEXE

Agency Results Résultats des organismes

SOA OSS	Department Ministère	Contacts Personnes-ressources	2008/09 Financial Results (\$000) Résultats financiers en 2008-2009 (en milliers de dollars)		
Fleet Vehicles Agency 1992/93	Infrastructure and Transportation	Al Franchuk Chief Operating Officer 626 Henry Avenue Winnipeg, MB R3A 1P7 (204) 945-3680 (204) 957-1109 (fax) Al.Franchuk@gov.mb.ca www.fva.gov.mb.ca French Language Services: Jean-Michel Serceau (204) 945-0655 JeanMichel.Serceau@gov.mb.ca	Revenue	Actual 45,768	Budget 44,798
			Expenses	(41,709)	(42,254)
			Net Income (Loss)	4,059	2,544
			Revenue Sharing	1,500	1,500
			Retained Earnings	20,256	18,538
			Recettes	Réels 45 768	Budget 44 798
			Dépenses	(41 709)	(42 254)
			Résultat net (Perte)	4 059	2 544
			Partage des recettes	1 500	1 500
			Bénéfices non répartis	20 256	18 538
Organisme chargé des véhicules gouvernementaux 1992-1993	Infrastructure et Transports	Al Franchuk Chef de l'exploitation 626, avenue Henry Winnipeg (Manitoba) R3A 1P7 204 945-3680 204 957-1109 (télécopieur) Al.Franchuk@gov.mb.ca www.fva.gov.mb.ca (en anglais seulement) Services en français : Jean-Michel Serceau 204 945-0655 JeanMichel.Serceau@gov.mb.ca	Recettes	Réels 45 768	Budget 44 798
			Dépenses	(41 709)	(42 254)
			Résultat net (Perte)	4 059	2 544
			Partage des recettes	1 500	1 500
			Bénéfices non répartis	20 256	18 538
			Recettes	Réels 45 768	Budget 44 798
			Dépenses	(41 709)	(42 254)
			Résultat net (Perte)	4 059	2 544
			Partage des recettes	1 500	1 500
			Bénéfices non répartis	20 256	18 538
Materials Distribution Agency 1993/94	Infrastructure and Transportation	Dave Bishop Chief Operating Officer #7 – 1715 St. James Street Winnipeg, MB R3H 1H3 (204) 945-6043 (204) 948-2737 (fax) Dave.Bishop@gov.mb.ca www.mda.gov.mb.ca French Language Services: Peter Roberts (204) 945-0391 Peter.Roberts@gov.mb.ca	Revenue	Actual 25,224	Budget 20,771
			Expenses	(25,056)	(20,744)
			Net Income (Loss)	168	27
			Revenue Sharing	-	-
			Retained Earnings	2,839	4,158
			Recettes	Réels 25 224	Budget 20 771
			Dépenses	(25 056)	(20 744)
			Résultat net (Perte)	168	27
			Partage des recettes	-	-
			Bénéfices non répartis	2 839	4 158
Organisme chargé de la distribution du matériel 1993-1994	Infrastructure et Transports	Dave Bishop Chef de l'exploitation 1715, rue St. James, bureau 7 Winnipeg (Manitoba) R3H 1H3 204 945-6043 204 948-2737 (télécopieur) Dave.Bishop@gov.mb.ca www.mda.gov.mb.ca (en anglais seulement) Services en français : Peter Roberts 204 945-0391 Peter.Roberts@gov.mb.ca	Recettes	Réels 25 224	Budget 20 771
			Dépenses	(25 056)	(20 744)
			Résultat net (Perte)	168	27
			Partage des recettes	-	-
			Bénéfices non répartis	2 839	4 158
			Recettes	Réels 25 224	Budget 20 771
			Dépenses	(25 056)	(20 744)
			Résultat net (Perte)	168	27
			Partage des recettes	-	-
			Bénéfices non répartis	2 839	4 158

SOA OSS	Department Ministère	Contacts Personnes-ressources	2008/09 Financial Results (\$000) Résultats financiers en 2008-2009 (en milliers de dollars)		
Organization and Staff Development 1994/95	Civil Service Commission	Anna Schmidt Director 935 - 155 Carlton Street Winnipeg, MB R3C 3H8 (204) 945-4865 (204) 948-2165 (fax) Anna.Schmidt@gov.mb.ca www.gov.mb.ca/csc/osd French Language Services: Diane Netzel (204) 945-2276 Diane.Netzel@gov.mb.ca	Revenue	Actual 2,236	Budget 1,618
			Expenses	(2,408)	(1,595)
			Net Income (Loss)	(172)	23
			Revenue Sharing	-	-
			Retained Earnings	606	711
Organisme chargé du perfectionnement et de la formation 1994-1995	Commission de la fonction publique	Anna Schimdt Directrice 155, rue Carlton, bureau 935 Winnipeg (Manitoba) R3C 3H8 204 945-4865 204 948-2165 (télécopieur) Anna.Schmidt@gov.mb.ca www.gov.mb.ca/csc/osd (en anglais seulement) Services en français : Diane Netzel 204 945-2276 Diane.netzel@gov.mb.ca	Recettes	Réels 2 236	Budget 1 618
			Dépenses	(2 408)	(1 595)
			Résultat net (Perte)	(172)	23
			Partage des recettes	-	-
			Bénéfices non répartis	606	711
Vital Statistics Agency 1994/95	Finance	Susan Boulter Director 254 Portage Avenue Winnipeg, MB R3C 0B6 (204) 945-4168 (204) 945-0424 (fax) Susan.Boulter@gov.mb.ca http://vitalstats.gov.mb.ca/ French Language Services: Ginette Bjelland (204) 945-3048 Ginette.Bjelland@gov.mb.ca	Revenue	Actual 3,578	Budget 3,253
			Expenses	(3,533)	(3,294)
			Net Income (Loss)	45	(41)
			Revenue Sharing	280	280
			Retained Earnings	1,528	916
Bureau de l'état civil 1994-1995	Finances	Susan Boulter Directrice 254, avenue Portage Winnipeg (Manitoba) R3C 0B6 204 945-4168 204 945-0424 (télécopieur) Susan.Boulter@gov.mb.ca http://vitalstats.gov.mb.ca/ Services en français : Ginette Bjelland (204) 945-3048 Ginette.Bjelland@gov.mb.ca	Recettes	Réels 3 578	Budget 3 253
			Dépenses	(3 533)	(3 294)
			Résultat net (Perte)	45	(41)
			Partage des recettes	280	280
			Bénéfices non répartis	1 528	916

SOA OSS	Department Ministère	Contacts Personnes-ressources	2008/09 Financial Results (\$000) Résultats financiers en 2008-2009 (en milliers de dollars)		
				Actual	Budget
Civil Legal Services 1995/96	Justice	C. Lynn Romeo Director 730 - 405 Broadway Winnipeg, MB R3C 3L6 (204) 945-2845 (204) 948-2244 (fax) Lynn.Romeo@gov.mb.ca www.gov.mb.ca/justice/	Revenue	6,325	6,037
			Expenses	(5,927)	(5,881)
			Net Income (Loss)	398	156
			Revenue Sharing	200	200
			Retained Earnings	732	366
		French Language Services: Denis Guénette (204) 945-5183 Denis.Guenette@gov.mb.ca			
Bureau du contentieux civil 1995-1996	Justice	C. Lynn Romeo Directrice 405, Broadway, bureau 730 Winnipeg (Manitoba) R3C 3L6 204 945-2244 204 948-2041 (télécopieur) Lynn.Romeo@gov.mb.ca www.gov.mb.ca/justice/publications/annualreports/ (en anglais seulement)	Recettes	6 325	6 037
			Dépenses	(5 927)	(5 881)
			Résultat net (Perte)	398	156
			Partage des recettes	200	200
			Bénéfices non répartis	732	366
		Services en français : Denis Guénette (204) 945-5183 Denis.Guenette@gov.mb.ca			
Manitoba Education, Research and Learning Information Networks (MERLIN) 1995/96	Science, Technology, Energy, and Mines	Greg Baylis Chief Operating Officer 100 – 135 Innovation Drive Winnipeg, MB R3T 6A8 (204) 474-7800 (204) 474-7830 (fax) gbaylis@merlin.mb.ca www.merlin.mb.ca	Revenue	4,450	3,604
			Expenses	(4,319)	(3,532)
			Net Income (Loss)	131	72
			Revenue Sharing	-	-
			Retained Earnings	423	195
		French Language Services: Colette Lafond (204) 474-7805 clafond@merlin.mb.ca			
Réseaux informatiques en apprentissage et en recherche pédagogique du Manitoba (MERLIN) 1995-1996	Sciences, Technologie, Énergie et Mines	Greg Baylis Chef de l'exploitation 135, chemin Innovation, bureau 100 Winnipeg (Manitoba) R3T 6A8 204 474-7800 204 474-7830 (télécopieur) gbaylis@merlin.mb.ca www.merlin.mb.ca (en anglais seulement)	Recettes	4 450	3 604
			Dépenses	(4 319)	(3 532)
			Résultat net (Perte)	131	72
			Partage des recettes	-	-
			Bénéfices non répartis	423	195
		Services en français : Colette Lafond 204 474-7805 clafond@merlin.mb.ca			

SOA OSS	Department Ministère	Contacts Personnes-ressources	2008/09 Financial Results (\$000) Résultats financiers en 2008-2009 (en milliers de dollars)		
Pineland Forest Nursery 1995/96	Conservation	Trevor Stanley General Manager Box 45 Hadashville, MB R0E 0X0 (204) 426-5235 (204) 426-2106 (fax) Trevor.Stanley@gov.mb.ca www.pinelandforestrnursery.com French Language Services: Gail Cielen (204) 945-4170 Gail.Cielen@gov.mb.ca	Revenue	Actual 3,182	Budget 3,223
			Expenses	(3,176)	(3,131)
			Net Income (Loss)	6	92
			Revenue Sharing	-	-
			Retained Earnings/ (Accumulated Deficit)	(193)	40
Pépinère forestière Pineland 1995-1996	Conservation	Trevor Stanley Directeur général B.P. 45 Hadashville (Manitoba) R0E 0X0 204 426-5235 204 426-2106 (télécopieur) Trevor.Stanley@gov.mb.ca www.pinelandforestrnursery.com (en anglais seulement) Services en français : Gail Cielen 204 945-4170 Gail.Cielen@gov.mb.ca	Recettes	Réels 3 182	Budget 3 223
			Dépenses	(3 176)	(3 131)
			Résultat net (Perte)	6	92
			Partage des recettes	-	-
			Bénéfices non répartis/ (Déficit accumulé)	(193)	40
Companies Office 1996/97	Finance	Myron Pawlowsky Chief Operating Officer 1010 - 405 Broadway Winnipeg, MB R3C 3L6 (204) 945-4206 (204) 945-1459 (fax) Myron.Pawlowsky@gov.mb.ca www.companiesoffice.gov.mb.ca French Language Services: Lorraine Lagimodiere (204) 945-2500 Lorraine.Lagimodiere@gov.mb.ca	Revenue	Actual 6,611	Budget 6,150
			Expenses	(4,096)	(4,752)
			Net Income (Loss)	2,515	1,398
			Revenue Sharing	2,000	2,000
			Retained Earnings	3,733	1,837
Office des compagnies 1996-1997	Finances	Myron Pawlowsky Chef des opérations 405, Broadway, bureau 1010 Winnipeg (Manitoba) R3C 3L6 204 945-4206 204 945-1459 (télécopieur) Myron.Pawlowsky@gov.mb.ca http://companiesoffice.gov.mb.ca/index.fr.html Services en français : Lorraine Lagimodiere 204 945-2500 Lorraine.Lagimodiere@gov.mb.ca	Recettes	Réels 6 611	Budget 6 150
			Dépenses	(4 096)	(4 752)
			Résultat net (Perte)	2 515	1 398
			Partage des recettes	2 000	2 000
			Bénéfices non répartis	3 733	1 837

SOA OSS	Department Ministère	Contacts Personnes-ressources	2008/09 Financial Results (\$000) Résultats financiers en 2008-2009 (en milliers de dollars)		
Manitoba Text Book Bureau 1996/97	Education, Citizenship and Youth	Brenda McKinny Chief Operating Officer 130 - 1st Avenue West P.O. Box 910 Souris, MB R0K 2C0 (204) 483-5035 (204) 483-5041 (fax) Brenda.Mckinny@gov.mb.ca www.mtbb.mb.ca French Language Services: Paulette Tasker (204) 483-5034 Paulette.Tasker@gov.mb.ca	Actual	Budget	
			Revenue	7,347	7,903
			Expenses	(7,344)	(7,939)
			Net Income (Loss)	3	(36)
			Revenue Sharing	-	-
			Retained Earnings	194	150
Centre des manuels scolaires du Manitoba 1996-1997	Éducation, Citoyenneté et Jeunesse	Brenda McKinny Chef de l'exploitation 130, 1re Avenue Ouest B.P. 910 Souris (Manitoba) R0X 2C0 204 483-5035 204 483-5041 (télécopieur) Brenda.Mckinny@gov.mb.ca www.mtbb.mb.ca Services en français : Paulette Tasker 204 483-5034 Paulette.Tasker@gov.mb.ca	Réels	Budget	
			Recettes	7 347	7 903
			Dépenses	(7 344)	(7 939)
			Résultat net (Perte)	3	(36)
			Partage des recettes	-	-
			Bénéfices non répartis	194	150
Industrial Technology Centre 1996/97	Science, Technology, Energy and Mines	Trevor Cornell Chief Operating Officer 200 – 78 Innovation Drive Winnipeg, MB R3T 6C2 (204) 480-0335 (204) 480-0345 (fax) tcornell@itc.mb.ca www.itc.mb.ca French Language Services: Trevor Cornell (above)	Actual	Budget	
			Revenue	2,836	2,583
			Expenses	(2,750)	(2,605)
			Net Income (Loss)	86	(22)
			Revenue Sharing	-	-
			Retained Earnings	508	392
Centre de technologie industrielle 1996-1997	Sciences, Technologie, Énergie et Mines	Trevor Cornell Chef de l'exploitation 78, chemin Innovation, bureau 200 Winnipeg (Manitoba) R3T 6C2 204 480-0335 204 480-0345 (télécopieur) tcornell@itc.mb.ca www.itc.mb.ca (en anglais seulement) Services en français : Trevor Cornell (ci-dessus)	Réels	Budget	
			Recettes	2 836	2 583
			Dépenses	(2 750)	(2 605)
			Résultat net (Perte)	86	(22)
			Partage des recettes	-	-
			Bénéfices non répartis	508	392

SOA OSS	Department Ministère	Contacts Personnes-ressources	2008/09 Financial Results (\$000) Résultats financiers en 2008-2009 (en milliers de dollars)		
The Public Trustee 1996/97	Justice	Joanna Knowlton Public Trustee 155 Carlton Street Suite 500 Winnipeg, MB R3C 5R9 (204) 945-0292 (204) 948-2997(fax) Joanna.Knowlton@gov.mb.ca www.gov.mb.ca/publictrustee French Language Services: Suzanne Lavallée (204) 945-3628 Suzanne.Lavallee@gov.mb.ca	Actual	Budget	
			Revenue	5,699	5,403
			Expenses	(5,641)	(5,558)
			Net Income (Loss)	58	(155)
			Revenue Sharing	-	-
			Retained Earnings	1,574	1,349
			Reserves	500	500
			Réels	Budget	
			Recettes	5 699	5 403
			Dépenses	(5 620)	(5 558)
Résultat net (Perte)	79	-155			
Partage des recettes	-	-			
Bénéfices non répartis	1 595	1 349			
Réserves	500	500			
Curateur public 1996-1997	Justice	Joanna Knowlton Curatrice publique 155, rue Carlton, bureau 500 Winnipeg (Manitoba) R3C 5R9 204 945-0292 204 948-2997 (télécopieur) Joanna.Knowlton@gov.mb.ca www.gov.mb.ca/publictrustee (en anglais seulement) Services en français : Suzanne Lavallée 204 945-3628 Suzanne.Lavallee@gov.mb.ca	Réels	Budget	
			Recettes	5 699	5 403
			Dépenses	(5 620)	(5 558)
			Résultat net (Perte)	79	-155
			Partage des recettes	-	-
			Bénéfices non répartis	1 595	1 349
			Réserves	500	500
			Réels	Budget	
			Recettes	10,123	9,128
			Expenses	(9,963)	(9,090)
Net Income (Loss)	160	38			
Revenue Sharing	-	-			
Retained Earnings	1,487	1,206			
Reserves	240	240			
Office of the Fire Commissioner 1996/97	Labour and Immigration	Doug Popowich Fire Commissioner 1601 VanHorne Ave E Brandon, MB R7A 7K2 (204) 726-6855 (204) 726-6847 (fax) Doug.Popowich@gov.mb.ca www.firecomm.gov.mb.ca French Language Services: Karmel Chartrand (204) 945-5711 Karmel.Chartrand@gov.mb.ca	Actual	Budget	
			Revenue	10,123	9,128
			Expenses	(9,963)	(9,090)
			Net Income (Loss)	160	38
			Revenue Sharing	-	-
			Retained Earnings	1,487	1,206
			Reserves	240	240
			Réels	Budget	
			Recettes	10 123	9 128
			Dépenses	(9 963)	(9 090)
Résultat net (Perte)	160	38			
Partage des recettes	-	-			
Bénéfices non répartis	1 487	1 206			
Réserves	232	240			
Bureau du commissaire aux incendies 1996-1997	Travail et Immigration	Doug Popowich Commissaire aux incendies 1601, avenue Van Horne E Brandon, (Manitoba) R7A 7K2 204 726-6855 204 726-6847 (télécopieur) Doug.Popowich@gov.mb.ca www.firecomm.gov.mb.ca (en anglais seulement) Services en français : Karmel Chartrand 204 945-5711 Karmel.Chartrand@gov.mb.ca	Réels	Budget	
			Recettes	10 123	9 128
			Dépenses	(9 963)	(9 090)
			Résultat net (Perte)	160	38
			Partage des recettes	-	-
			Bénéfices non répartis	1 487	1 206
			Réserves	232	240

SOA OSS	Department Ministère	Contacts Personnes-ressources	2008/09 Financial Results (\$000) Résultats financiers en 2008-2009 (en milliers de dollars)		
Food Development Centre 1996/97	Agriculture, Food and Rural Initiatives	Lynda Lowry Chief Operating Officer/ General Manager Box 1240 - 810 Phillips Street Portage la Prairie, MB R1N 3J9 (204) 239-3624 (204) 239-3180 (fax) Lynda.Lowry@gov.mb.ca www.gov.mb.ca/agriculture/fdc/	Revenue	Actual 3,873	Budget 3,740
			Expenses	(4,007)	(3,689)
			Net Income (Loss)	(134)	51
			Revenue Sharing	-	-
			Retained Earnings	379	678
Centre de développement de produits alimentaires 1996-1997	Agriculture, Alimentation et Initiatives rurales	Lynda Lowry Chef de l'exploitation et directrice générale 810, rue Phillips B.P. 1240 Portage-la-Prairie (Manitoba) R1N 3J9 204 239-3624 204 239-3180 (télécopieur) Lynda.Lowry@gov.mb.ca www.gov.mb.ca/agriculture/fdc/	Recettes	Réels 3 873	Budget 3 740
			Dépenses	(4 007)	(3 689)
			Résultat net (Perte)	(134)	51
			Partage des recettes	-	-
			Bénéfices non répartis	379	678
The Property Registry 1997/98	Finance	Barry C. Effler A/Registrar General 276 Portage Avenue Winnipeg, MB R3C 0B6 (204) 945-0446 (204) 948-3276 (fax) Barry.Effler@gov.mb.ca www.gov.mb.ca/tpr/ French Language Services: Guy Bilodeau (204) 945-6241 Guy.Bilodeau@gov.mb.ca Lee Crierie (204) 945-6096 Lee.Crierie@gov.mb.ca	Revenue	Actual 22,487	Budget 22,269
			Expenses	(12,866)	(14,732)
			Net Income (Loss)	9,621	7,537
			Revenue Sharing	9,715	9,715
			Retained Earnings	12,667	6,549
Office d'enregistrement des titres et des instruments 1997-1998	Finances	Barry C. Effler Registraire général (suppléant) 276, avenue Portage Winnipeg, MB R3C 0B6 204 945-0446 204 948-3276 (télécopieur) Barry.Effler@gov.mb.ca www.gov.mb.ca/tpr/ Services en français : Guy Bilodeau (204) 945-6241 Guy.Bilodeau@gov.mb.ca Lee Crierie (204) 945-6096 Lee.Crierie@gov.mb.ca	Recettes	Réels 22 487	Budget 22 269
			Dépenses	(12 866)	(14 732)
			Résultat net (Perte)	9 621	7 537
			Partage des recettes	9 715	9 715
			Bénéfices non répartis	12 667	6 549

SOA OSS	Department Ministère	Contacts Personnes-ressources	2008/09 Financial Results (\$000) Résultats financiers en 2008-2009 (en milliers de dollars)		
Manitoba Securities Commission 1999/2000	Finance	Don Murray Chairman 500 - 400 St. Mary Avenue Winnipeg, MB R3C 4K5 (204) 945-2548 (204) 945-0330 (fax) Don.Murray@gov.mb.ca www.msc.gov.mb.ca French Language Services: Teresa Sigurdson (204) 945-3560 Teresa.Sigurdson@gov.mb.ca	Revenue	Actual 12,898	Budget 10,000
			Expenses	(3,980)	(4,425)
			Net Income (Loss)	8,918	5,575
			Revenue Sharing	7,300	7,300
			Retained Earnings	7,716	1,398
			Reserves	750	750
			Recettes	Réels 12 898	Budget 10 000
			Dépenses	(3 980)	(4 425)
			Résultat net (Perte)	8 918	5 575
			Partage des recettes	7 300	7 300
Commission des valeurs mobilières du Manitoba 1999-2000	Finances	Don Murray Président 400, avenue St. Mary, bureau 500 Winnipeg (Manitoba) R3C 4K5 204 945-2548 204 945-0330 (télécopieur) Don.Murray@gov.mb.ca www.msc.gov.mb.ca Services en français : Teresa Sigurdson 204 945-3560 Teresa.Sigurdson@gov.mb.ca	Bénéfices non répartis	7 716	1 398
			Réserves	750	750
			Recettes	Réels 12 898	Budget 10 000
			Dépenses	(3 980)	(4 425)
			Résultat net (Perte)	8 918	5 575
			Partage des recettes	7 300	7 300
			Bénéfices non répartis	7 716	1 398
			Réserves	750	750
			Recettes	Réels 12 898	Budget 10 000
			Dépenses	(3 980)	(4 425)
Crown Lands and Property Agency 2006/07	Infrastructure and Transportation	Michal Kubasiewicz Chief Operating Officer 308 – 25 Tupper Street North Portage la Prairie, MB R1N 3K1 (204) 239-3561 (204) 239-3560 (Fax) Michal.Kubasiewicz@gov.mb.ca www.clp.gov.mb.ca French Language Services: Normand Le Neal (204) 239-3522 Normand.LeNeal@gov.mb.ca	Revenue	Actual 3,098	Budget 3,037
			Expenses	(3,918)	(3,615)
			Net Income (Loss)	(820)	(578)
			Revenue Sharing	-	-
			(Accumulated Deficit)	(1,992)	(2,013)
			Recettes	Réels 3 098	Budget 3 037
			Dépenses	(3 918)	(3 615)
			Résultat net (Perte)	(820)	(578)
			Partage des recettes	-	-
			(Déficit accumulé)	(1 992)	(2 013)
Terres domaniales et acquisition foncière 2006-2007	Infrastructure et Transports	Michal Kubasiewicz Chef de l'exploitation 25, rue Tupper Nord, bureau 308 R1N 3K1 204 239-3561 204 239-3560 (télécopieur) Michal.Kubasiewicz@gov.mb.ca www.clp.gov.mb.ca (en anglais seulement) Services en français : Normand Le Neal 204 239-3522 Normand.LeNeal@gov.mb.ca	Revenue	Actual 3,098	Budget 3,037
			Expenses	(3,918)	(3,615)
			Net Income (Loss)	(820)	(578)
			Revenue Sharing	-	-
			(Accumulated Deficit)	(1,992)	(2,013)
			Recettes	Réels 3 098	Budget 3 037
			Dépenses	(3 918)	(3 615)
			Résultat net (Perte)	(820)	(578)
			Partage des recettes	-	-
			(Déficit accumulé)	(1 992)	(2 013)

SOA OSS	Department Ministère	Contacts Personnes-ressources	2008/09 Financial Results (\$000) Résultats financiers en 2008-2009 (en milliers de dollars)		
Green Manitoba Eco Solutions 2006/07	Science, Technology, Energy and Mines	Doug Smith	Revenue	Actual 5,122	Budget 2,594
		Director	Expenses	(5,017)	(2,664)
		1220-155 Carlton St.	Net Income (Loss)	105	(70)
		Winnipeg, MB R3C 3H8	Revenue Sharing	-	-
		(204) 945-8379	Retained Earnings/ (Accumulated Deficit)	55	(271)
		(204) 943-0031 (fax)			
		Doug.Smith@gov.mb.ca			
		www.greenmanitoba.ca			
		French Language Services:			
		Shoni Litinsky			
(204) 945-8151					
Shoni.Litinsky@gov.mb.ca					
Manitoba vert – Solutions écologiques 2006-2007	Sciences, Technologie, Énergie et Mines	Doug Smith	Recettes	Réels 5 122	Budget 2 594
		Directeur	Dépenses	(5 017)	(2 664)
		155, rue Carlton , bureau 1200	Résultat net (Perte)	105	(70)
		Winnipeg (Manitoba) R3C 3H8	Partage des recettes	-	-
		204 945-8379	Bénéfices non répartis/ (Déficit accumulé)	55	(271)
		204 943-0031 (télécopieur)			
		Doug.Smith@gov.mb.ca			
		www.greenmanitoba.ca			
		(en anglais seulement)			
		Services en français :			
Shoni Litinsky					
(204) 945-8151					
Shoni.Litinsky@gov.mb.ca					