

MANITOBA MARKETS

Sheep and Lamb Monthly Prices



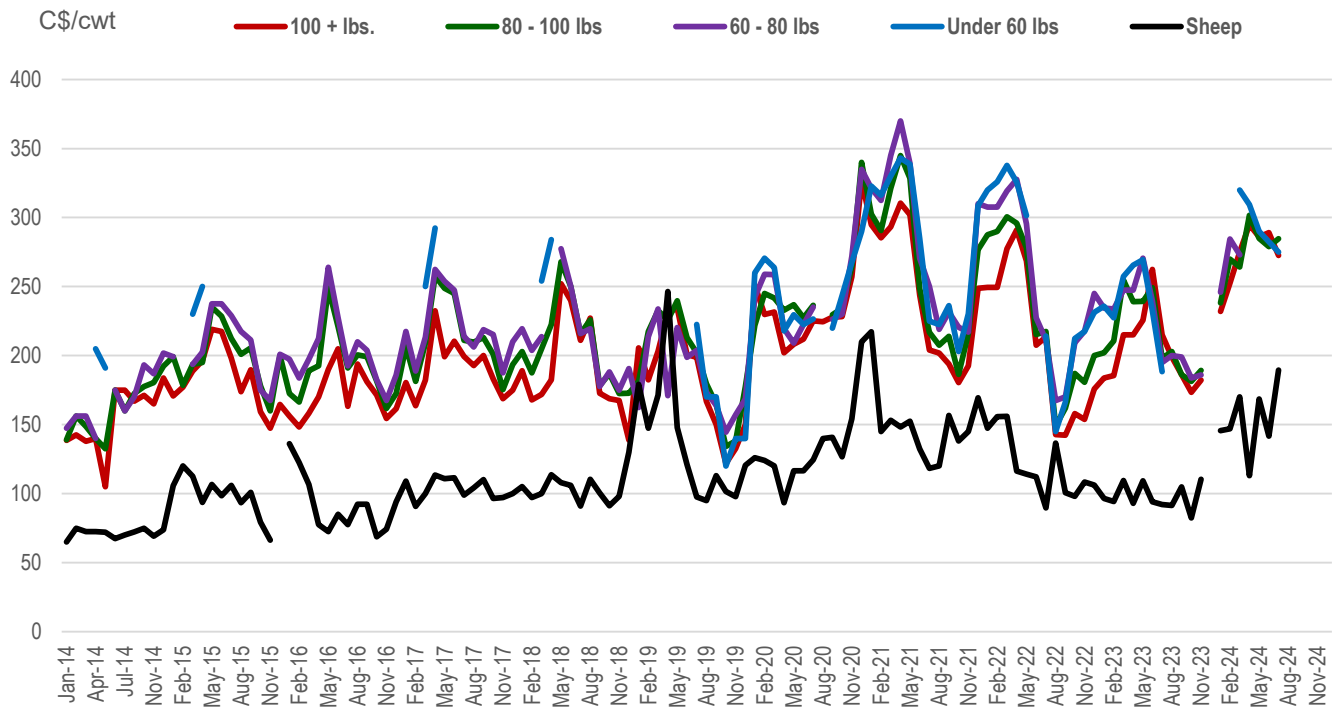
Manitoba Market Monthly Average Price, 2024 (C\$/cwt)

	Lambs				Sheep
	100 + lbs.	80 - 100 lbs	60 - 80 lbs	Under 60 lbs	
Jan	232.00	238.25	246.00	-	145.75
Feb	252.50	270.00	284.50	-	147.00
Mar	275.00	264.25	279.75	320.00	170.00
Apr	295.50	305.00	311.50	316.50	102.00
May	289.75	290.00	276.25	292.50	157.33
Jun	296.25	279.67	285.33	282.50	137.00
Jul	273.33	282.00	278.75	275.00	178.00
Aug	-	-	-	-	-
Sep	-	-	-	-	-
Oct	-	-	-	-	-
Nov	-	-	-	-	-
Dec	-	-	-	-	-

Source: Manitoba auction markets.

Prepared: 2024-08-12
Manitoba Agriculture, Foresight and Analysis

Historical Manitoba Market Monthly Average Price, 2014-2024

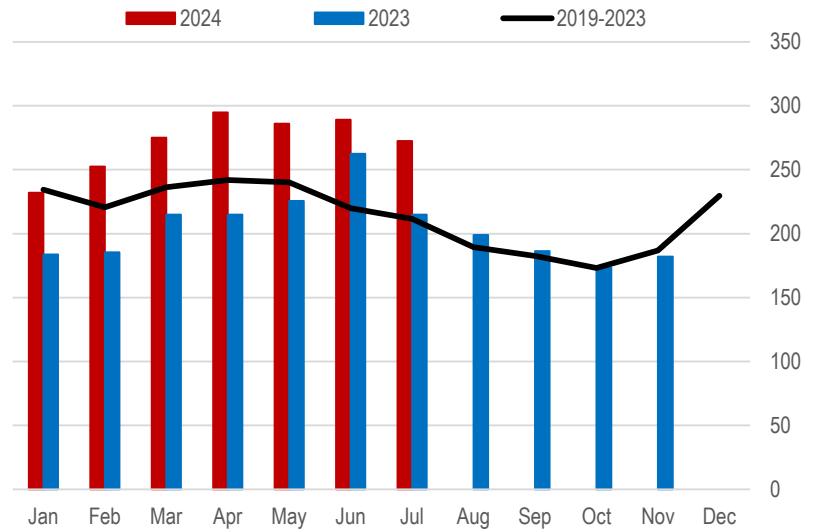


Source: Manitoba auction markets.

Monthly Average Price (C\$/cwt), Lambs 100 + lbs.

	2019-2023	2023	2024
Jan	234.43	183.83	232.00
Feb	220.70	185.50	252.50
Mar	236.40	215.00	275.00
Apr	241.96	215.00	294.83
May	240.17	225.63	286.00
Jun	219.84	262.50	289.17
Jul	211.50	215.00	272.50
Aug	189.48	199.00	-
Sep	182.57	186.25	-
Oct	173.16	173.50	-
Nov	186.89	182.17	-
Dec	229.65	-	-

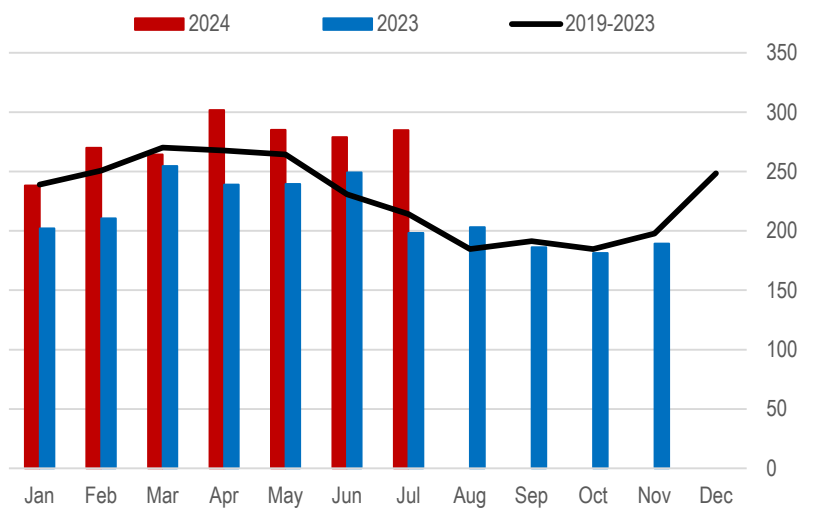
Source: Manitoba auction markets.



Monthly Average Price (C\$/cwt), Lambs 80-100 lbs.

	2019-2023	2023	2024
Jan	239.02	202.00	238.25
Feb	250.78	210.63	270.00
Mar	270.15	254.67	264.25
Apr	267.68	239.00	301.67
May	264.47	239.38	285.00
Jun	230.70	249.17	278.88
Jul	214.19	198.13	284.75
Aug	184.75	203.00	-
Sep	191.27	186.25	-
Oct	184.65	181.25	-
Nov	197.76	189.38	-
Dec	248.54	-	-

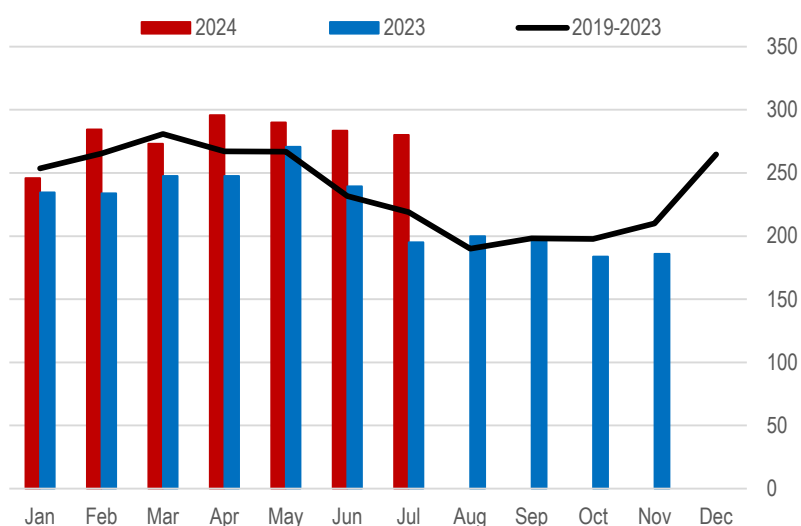
Source: Manitoba auction markets.



Monthly Average Price (C\$/cwt), Lambs 60-80 lbs.

	2019-2023	2023	2024
Jan	253.59	234.50	246.00
Feb	265.30	233.88	284.50
Mar	280.84	247.50	273.00
Apr	267.14	247.50	295.86
May	266.90	270.63	290.00
Jun	231.74	239.50	283.38
Jul	219.00	195.00	280.00
Aug	190.00	200.00	-
Sep	198.13	199.00	-
Oct	197.63	183.75	-
Nov	209.95	186.00	-
Dec	264.63	-	-

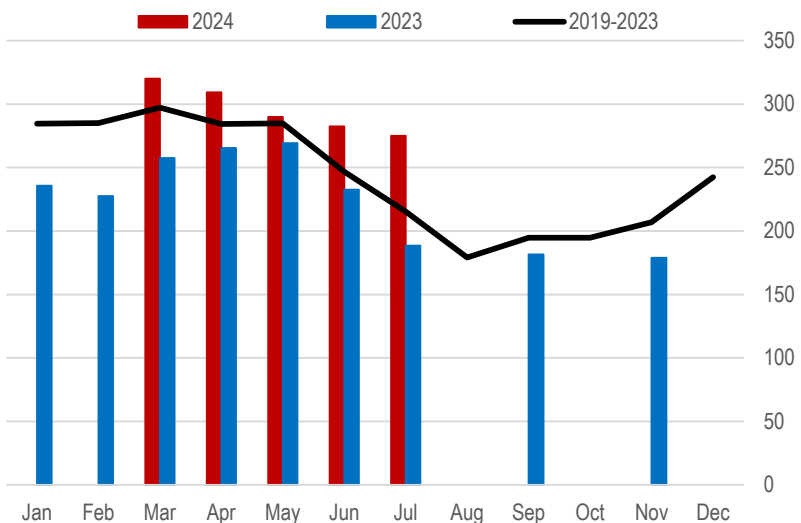
Source: Manitoba auction markets.



Monthly Average Price (C\$/cwt), Lambs Under 60 lbs.

	2019-2023	2023	2024
Jan	284.67	235.83	-
Feb	285.02	227.50	-
Mar	297.25	257.42	320.00
Apr	284.45	265.50	309.33
May	284.75	269.38	290.00
Jun	246.67	232.50	282.50
Jul	215.35	188.50	275.00
Aug	179.17	-	-
Sep	194.80	181.50	-
Oct	194.71	-	-
Nov	206.85	179.00	-
Dec	242.50	-	-

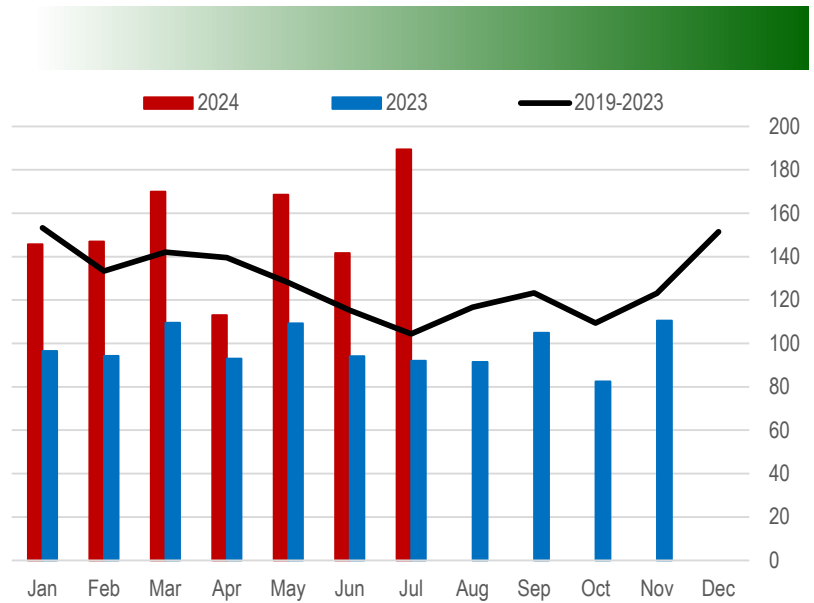
Source: Manitoba auction markets.



Monthly Average Price (C\$/cwt), Sheep

	2019-2023	2023	2024
Jan	153.27	96.50	145.75
Feb	133.32	94.25	147.00
Mar	142.04	109.50	170.00
Apr	139.48	93.00	113.00
May	128.06	109.25	168.50
Jun	115.32	94.17	141.71
Jul	104.40	92.00	189.50
Aug	116.63	91.50	-
Sep	123.24	104.88	-
Oct	109.38	82.50	-
Nov	123.16	110.50	-
Dec	151.52	-	-

Source: Manitoba auction markets.



Contact us

- Go to manitoba.ca/agriculture and click on Markets and Statistics
- Email us at industryintelligence@gov.mb.ca
- Follow us on Twitter @MBGovAg

