

MANITOBA MARKETS

Hog Prices



September 17, 2024

[Click here for definitions of how data is collected and calculated.](#)

Exchange rates (Friday close)

1 US \$ = C \$1.3586

1 EURO = C \$1.5060

1 Yen = C \$0.00965

[Data source: Bank of Canada](#)

[Click to view the interactive hog dashboards for current and historical charts.](#)

Manitoba Weighted Average Carcass Prices (including premiums and discounts)

All In Weights C\$/100 kg

Week	Week ending date	2024	2023	Change from Previous Week	Change from Previous Year
34	2024-08-23	244.03	259.41	-2.0%	-5.9%
35	2024-08-30	239.00	247.07	-2.1%	-3.3%
36	2024-09-06	233.89	235.95	-2.1%	-0.9%
37	2024-09-13	234.72	238.92	0.4%	-1.8%
Four week average		237.91	245.34	-	-3.0%

Source: Manitoba major processors.

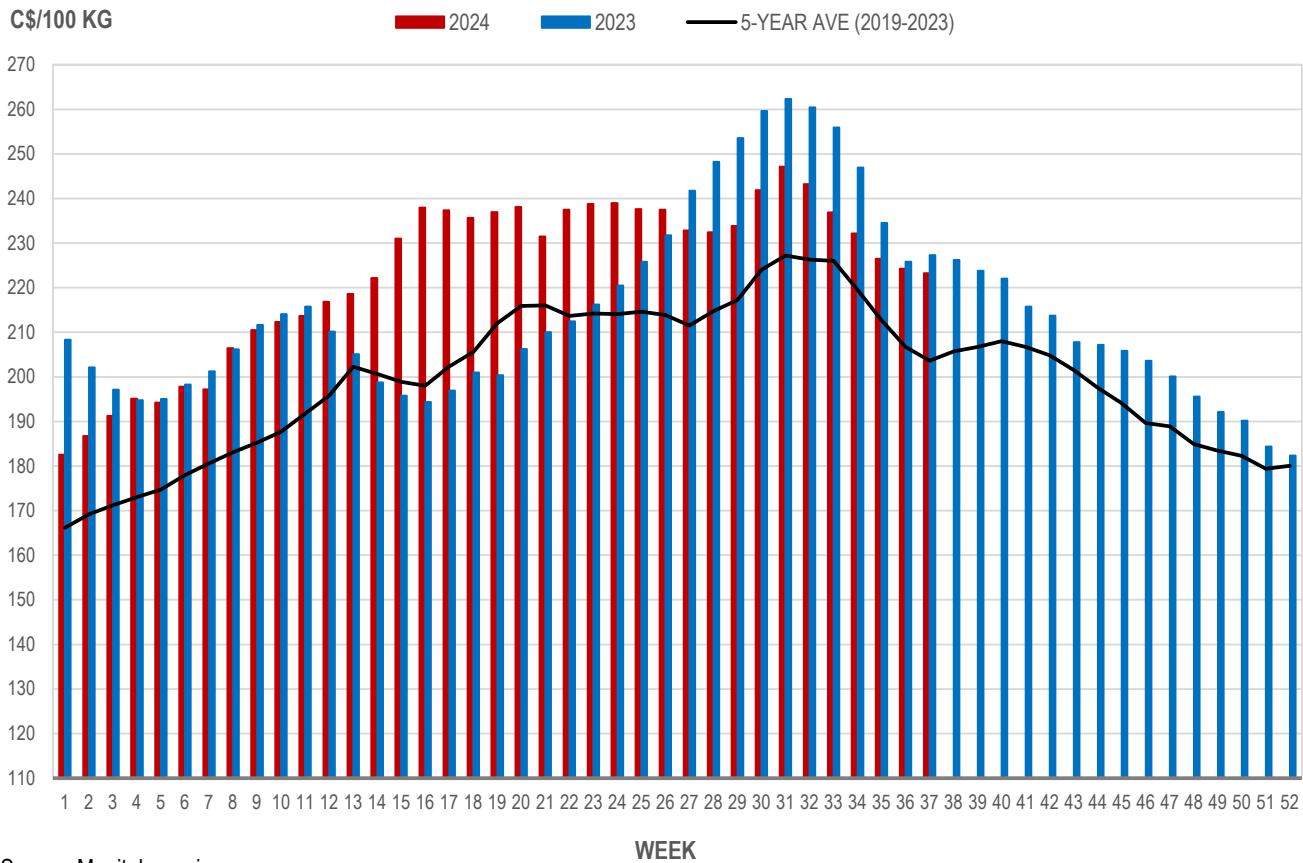


Index 100, C\$/100 kg

Week	Week ending date	2024	2023	Change from Previous Week	Change from Previous Year
34	2024-08-23	232.13	246.95	-2.0%	-6.0%
35	2024-08-30	226.52	234.53	-2.4%	-3.4%
36	2024-09-06	224.25	225.82	-1.0%	-0.7%
37	2024-09-13	223.26	227.32	-0.4%	-1.8%
Four week average		226.54	233.65	-	-3.0%

Source: Manitoba major processors.

MANITOBA WEIGHTED AVERAGE INDEX 100 HOG PRICES WEEKLY



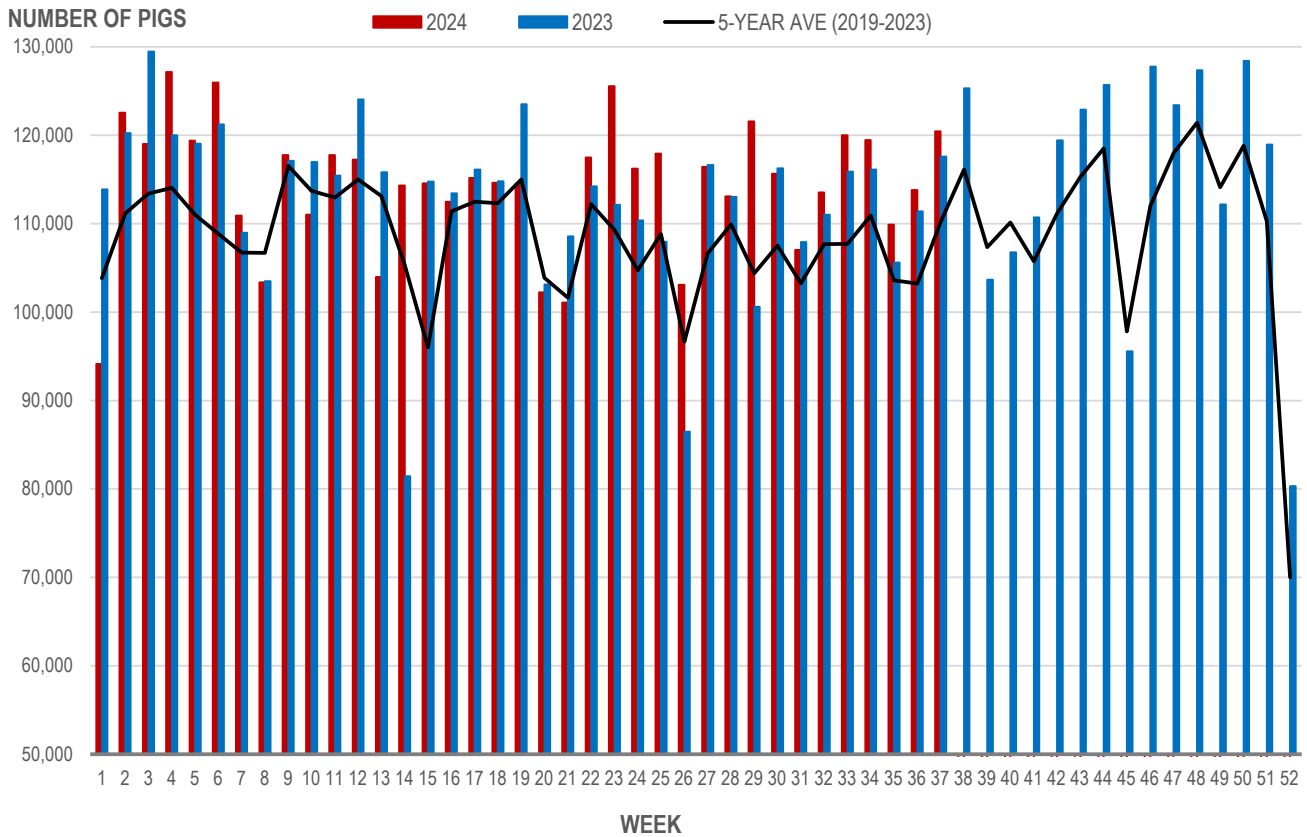
Source: Manitoba major processors

Number of Pigs Processed by Major Processors

Week	Week ending date	2024	2023	Change from Previous Week	Change from Previous Year
34	2024-08-23	119,474	116,117	-0.4%	2.9%
35	2024-08-30	109,895	105,619	-8.0%	4.0%
36	2024-09-06	113,804	111,389	3.6%	2.2%
37	2024-09-13	120,441	117,603	5.8%	2.4%
Four week average		115,904	112,682	-	2.9%

Source: Manitoba major processors.

NUMBER OF PIGS PROCESSED BY MAJOR PROCESSORS WEEKLY



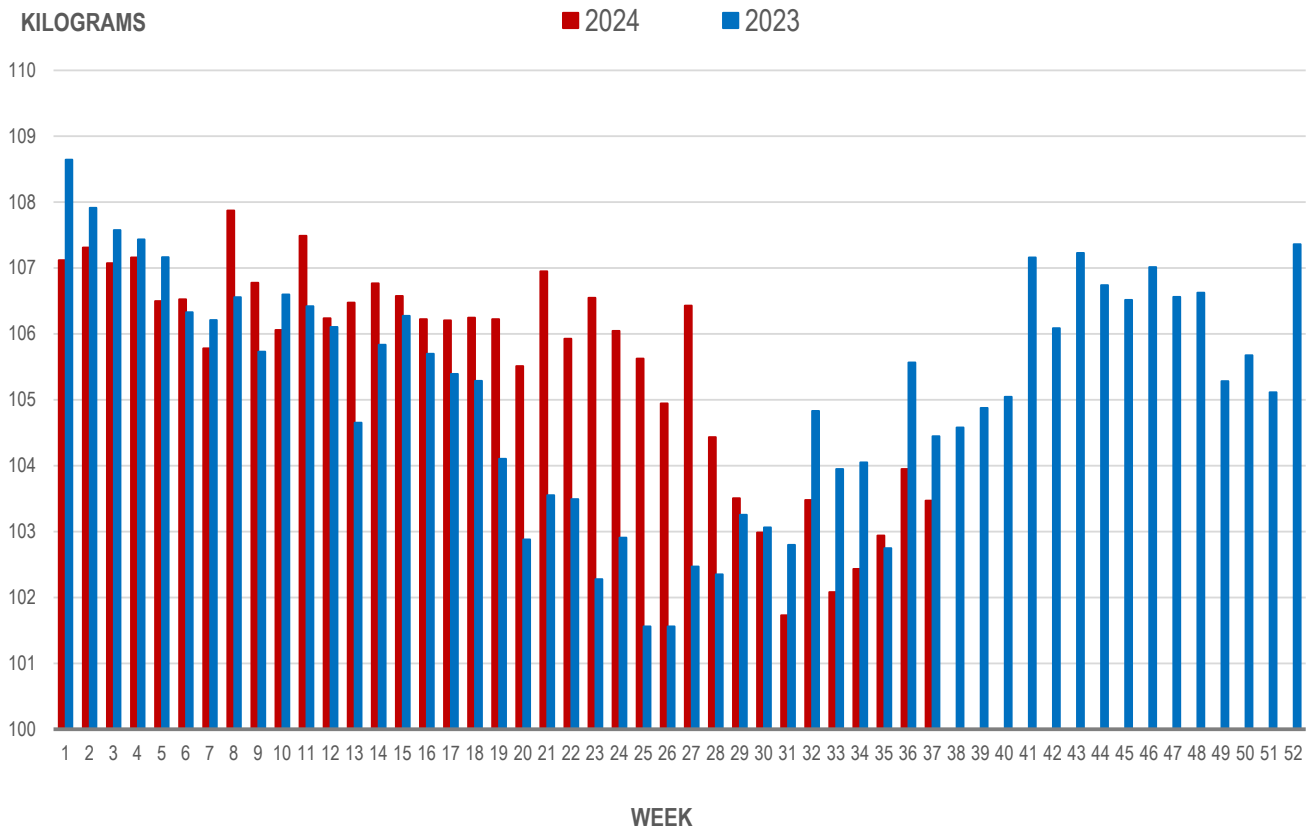
Source: Manitoba major processors

Average Weight of Hogs Processed by Major Processors, Kg

Week	Week ending date	2024	2023	Change from Previous Week	Change from Previous Year
34	2024-08-23	102.44	104.05	0.3%	-1.6%
35	2024-08-30	102.94	102.75	0.5%	0.2%
36	2024-09-06	103.95	105.57	1.0%	-1.5%
37	2024-09-13	103.47	104.45	-0.5%	-0.9%
Four week average		103.20	104.20	-	-1.0%

Source: Manitoba major processors.

AVERAGE WEIGHT OF HOGS PROCESSED BY MAJOR PROCESSORS WEEKLY



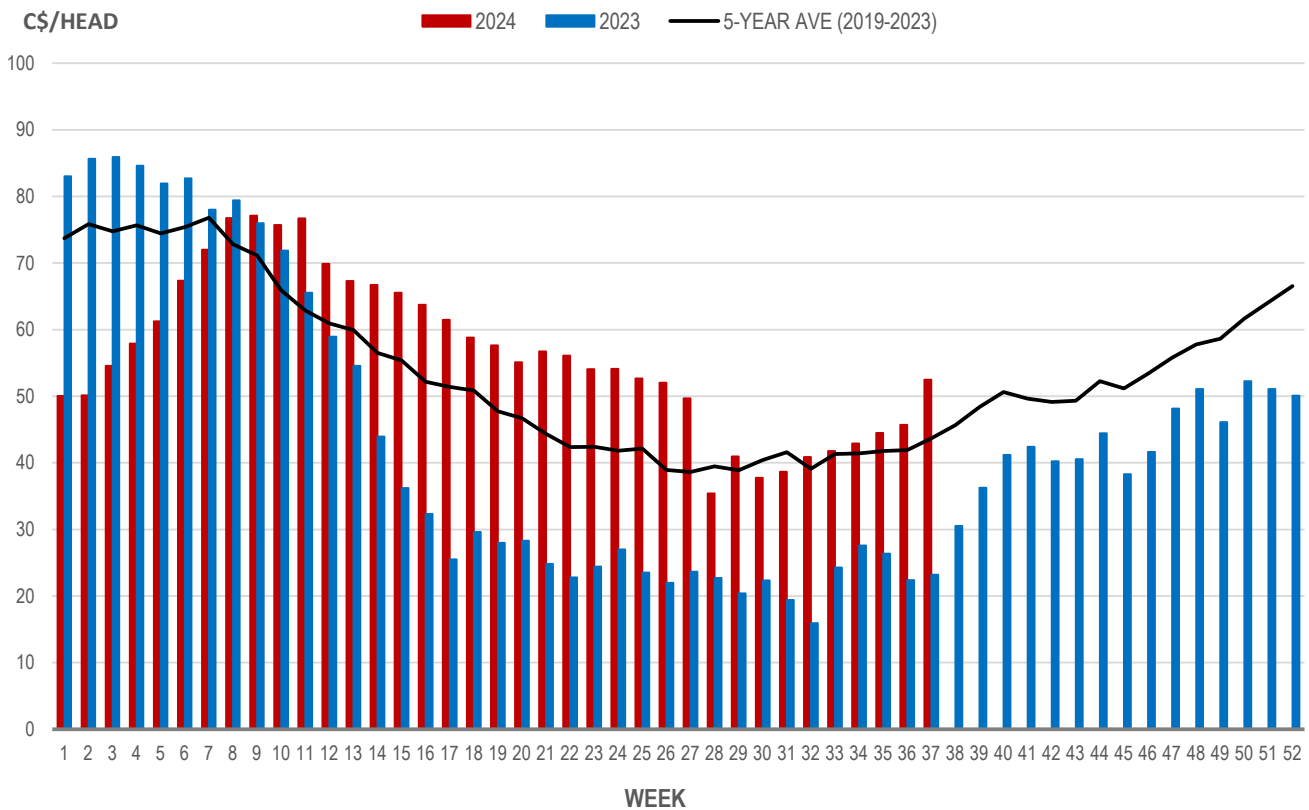
Source: Manitoba major processors

Weaning Pigs (U.S. Total Composite Weighted Average Price per Head)

	Formula and Cash Low, US\$/Head	Formula and Cash High, US\$/Head	Wtd Avg Price, US\$/Head	Wtd Avg Price, C\$/Head
Early Weaned (10-12 lb)	23.50	55.69	38.64	52.50
Feeder Pigs (40 lb)	47.00	58.00	55.08	74.83

Source: USDA, AMS

EARLY WEANED PIGS (U.S. TOTAL COMPOSITE WEIGHTED AVERAGE PRICE PER HEAD) WEEKLY



Source: USDA, AMS

Contact us

- www.manitoba.ca/agriculture/markets-and-statistics/
- Email us at industryintelligence@gov.mb.ca
- Follow us on X @MBGovAg

