

MANITOBA MARKETS

# Hog Prices



July 2, 2024

[Click here for definitions of how data is collected and calculated.](#)

## Exchange rates (Friday close)

1 US \$ = C \$1.3687

1 EURO = C \$1.4659

1 Yen = C \$0.00852

[Data source: Bank of Canada](#)

[Click to view the interactive hog dashboards for current and historical charts.](#)

## Manitoba Weighted Average Carcass Prices (including premiums and discounts)

### All In Weights C\$/100 kg

Week	Week ending date	2024	2023	Change from Previous Week	Change from Previous Year
23	2024-06-07	250.24	226.53	0.1%	10.5%
24	2024-06-14	251.45	231.27	0.5%	8.7%
25	2024-06-21	249.90	236.63	-0.6%	5.6%
26	2024-06-28	250.47	243.08	0.2%	3.0%
<b>Four week average</b>		<b>250.52</b>	<b>234.38</b>	<b>-</b>	<b>6.9%</b>

Source: Manitoba major processors.

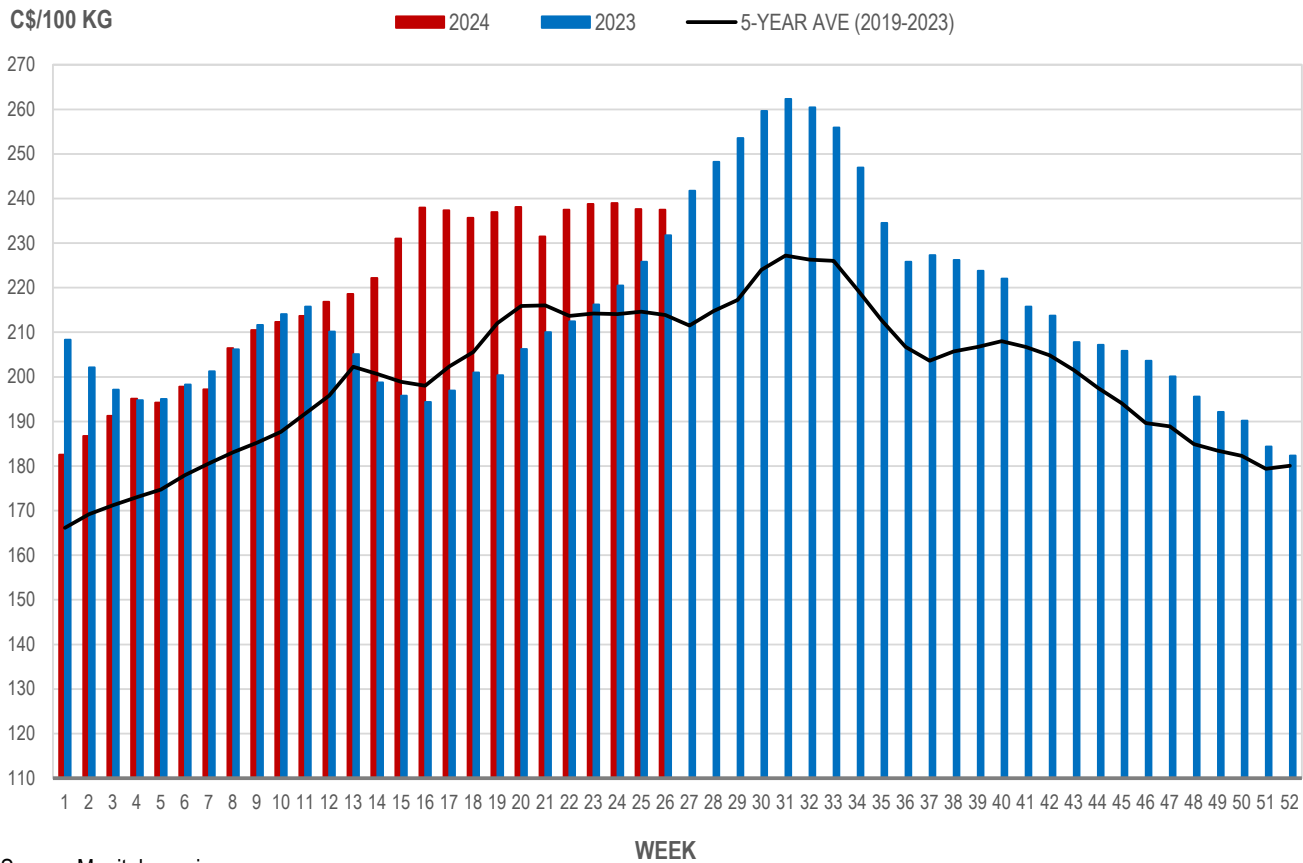


## Index 100, C\$/100 kg

Week	Week ending date	2024	2023	Change from Previous Week	Change from Previous Year
23	2024-06-07	238.77	216.21	0.5%	10.4%
24	2024-06-14	239.00	220.50	0.1%	8.4%
25	2024-06-21	237.62	225.79	-0.6%	5.2%
26	2024-06-28	237.52	231.76	0.0%	2.5%
<b>Four week average</b>		<b>238.23</b>	<b>223.57</b>	<b>-</b>	<b>6.6%</b>

Source: Manitoba major processors.

## MANITOBA WEIGHTED AVERAGE INDEX 100 HOG PRICES WEEKLY



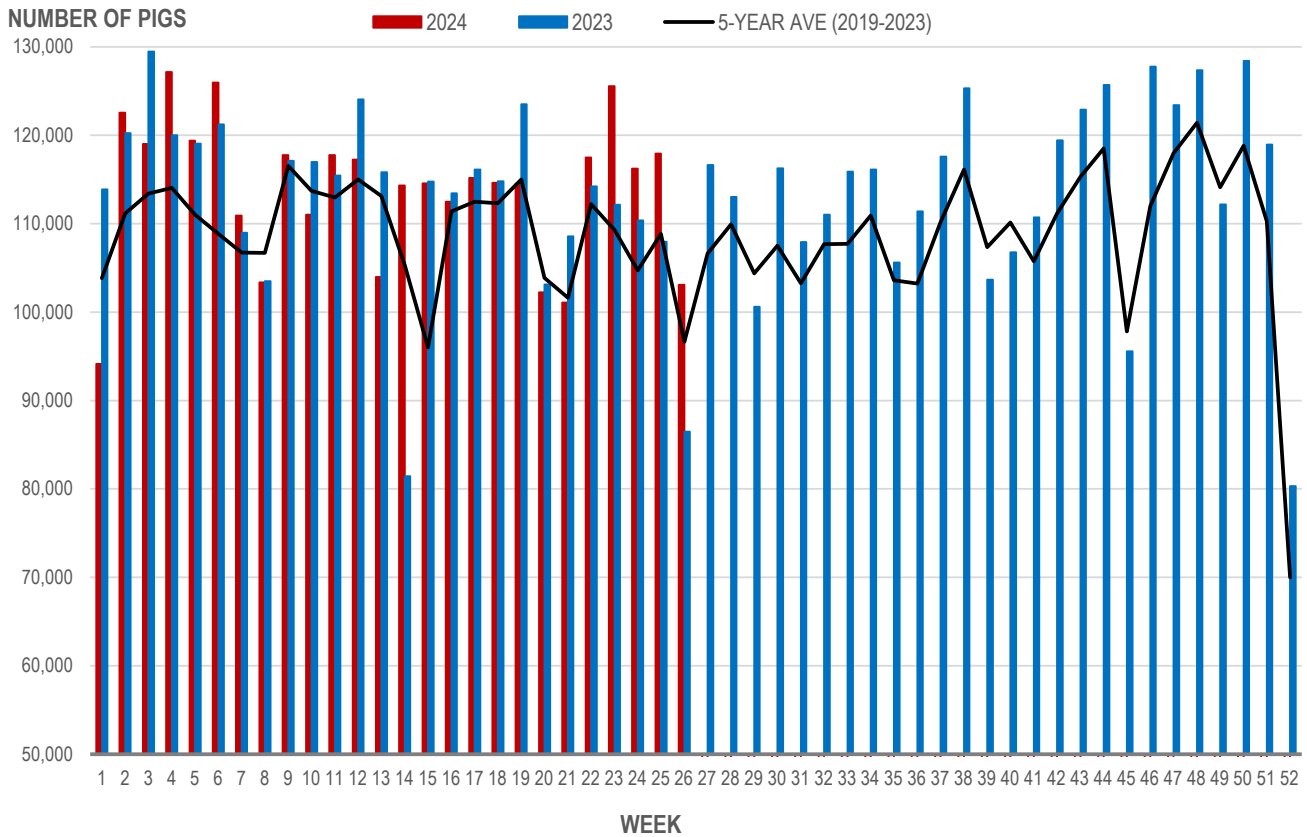
Source: Manitoba major processors

## Number of Pigs Processed by Major Processors

Week	Week ending date	2024	2023	Change from Previous Week	Change from Previous Year
23	2024-06-07	125,566	112,154	6.9%	12.0%
24	2024-06-14	116,231	110,359	-7.4%	5.3%
25	2024-06-21	117,939	107,972	1.5%	9.2%
26	2024-06-28	103,091	86,493	-12.6%	19.2%
<b>Four week average</b>		<b>115,707</b>	<b>104,245</b>	<b>-</b>	<b>11.0%</b>

Source: Manitoba major processors.

### NUMBER OF PIGS PROCESSED BY MAJOR PROCESSORS WEEKLY



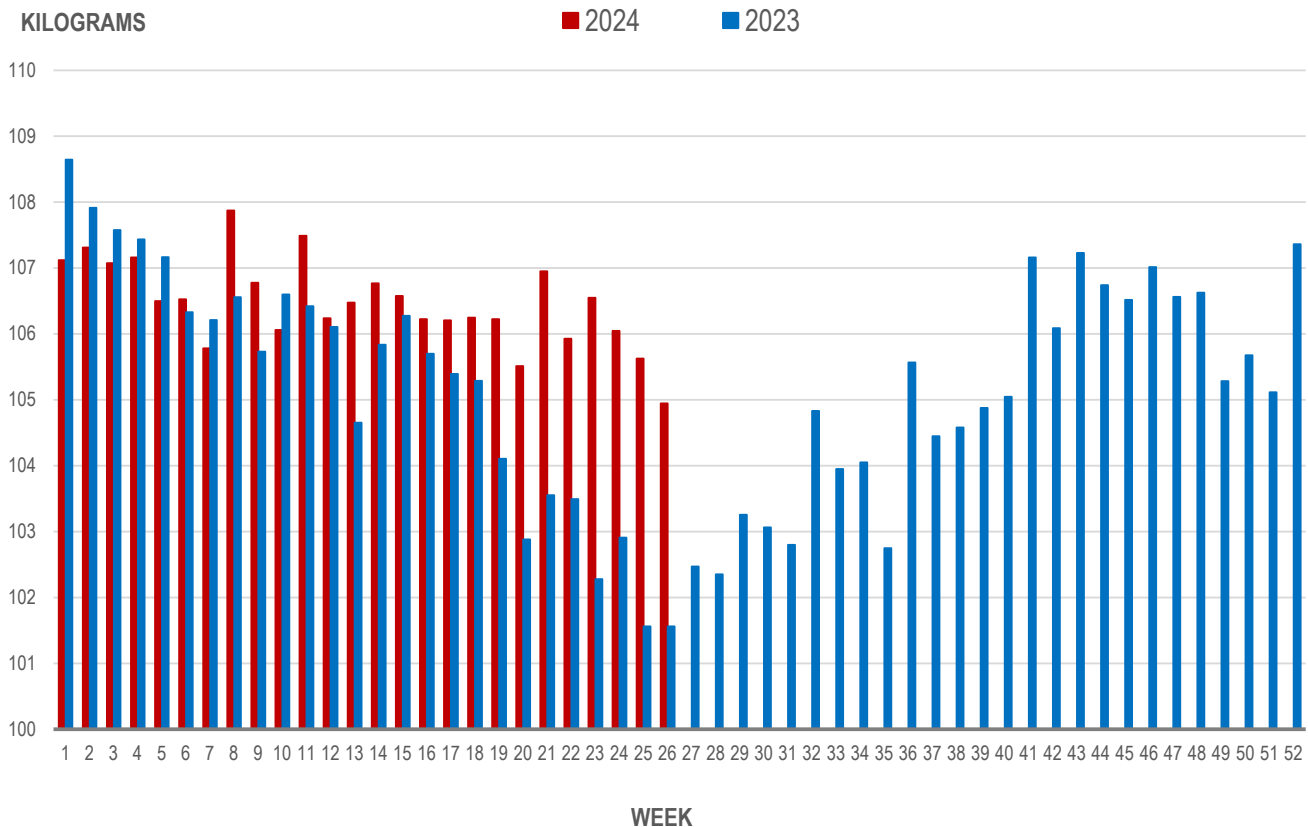
Source: Manitoba major processors

## Average Weight of Hogs Processed by Major Processors, Kg

Week	Week ending date	2024	2023	Change from Previous Week	Change from Previous Year
23	2024-06-07	106.55	102.28	0.6%	4.2%
24	2024-06-14	106.05	102.91	-0.5%	3.0%
25	2024-06-21	105.62	101.56	-0.4%	4.0%
26	2024-06-28	104.95	101.56	-0.6%	3.3%
<b>Four week average</b>		<b>105.79</b>	<b>102.08</b>	<b>-</b>	<b>3.6%</b>

Source: Manitoba major processors.

## AVERAGE WEIGHT OF HOGS PROCESSED BY MAJOR PROCESSORS WEEKLY



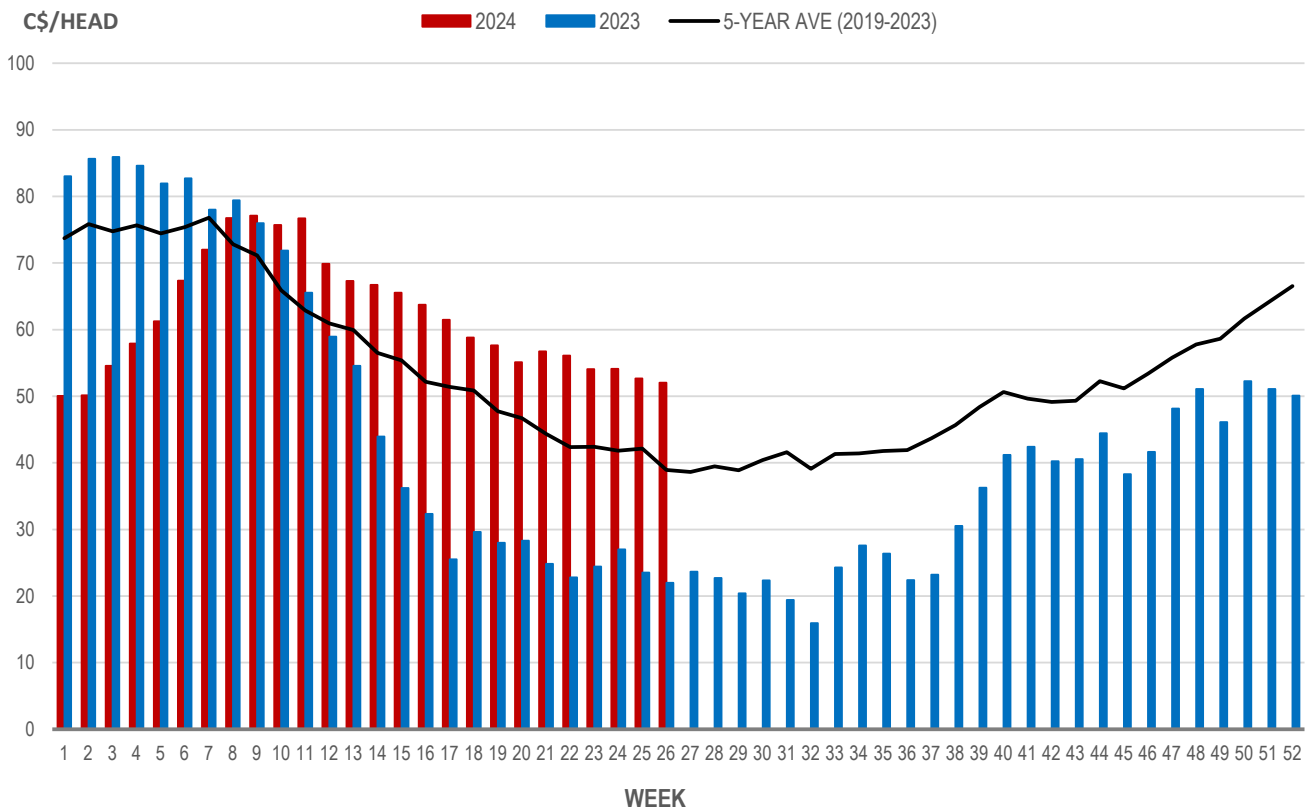
Source: Manitoba major processors

## Weaning Pigs (U.S. Total Composite Weighted Average Price per Head)

	Formula and Cash Low, US\$/Head	Formula and Cash High, US\$/Head	Wtd Avg Price, US\$/Head	Wtd Avg Price, C\$/Head
Early Weaned (10-12 lb)	22.00	54.98	38.03	52.05
Feeder Pigs (40 lb)	46.50	57.00	53.50	73.23

Source: USDA, AMS

### EARLY WEANED PIGS (U.S. TOTAL COMPOSITE WEIGHTED AVERAGE PRICE PER HEAD) WEEKLY



Source: USDA, AMS

### Contact us

- [www.manitoba.ca/agriculture/markets-and-statistics/](http://www.manitoba.ca/agriculture/markets-and-statistics/)
- Email us at [industryintelligence@gov.mb.ca](mailto:industryintelligence@gov.mb.ca)
- Follow us on X @MBGovAg

