

MANITOBA MARKETS

Hog Prices



May 21, 2024

[Click here for definitions of how data is collected and calculated.](#)

Exchange rates (Friday close)

1 US \$ = C \$1.3615

1 EURO = C \$1.4793

1 Yen = C \$0.00875

[Data source: Bank of Canada](#)

[Click to view the interactive hog dashboards for current and historical charts.](#)

Manitoba Weighted Average Carcass Prices (including premiums and discounts)

All In Weights C\$/100 kg

Week	Week ending date	2024	2023	Change from Previous Week	Change from Previous Year
17	2024-04-26	249.29	206.95	-0.4%	20.5%
18	2024-05-03	247.63	211.30	-0.7%	17.2%
19	2024-05-10	249.06	209.64	0.6%	18.8%
20	2024-05-17	251.16	217.25	0.8%	15.6%
Four week average		249.29	211.28	-	18.0%

Source: Manitoba major processors.

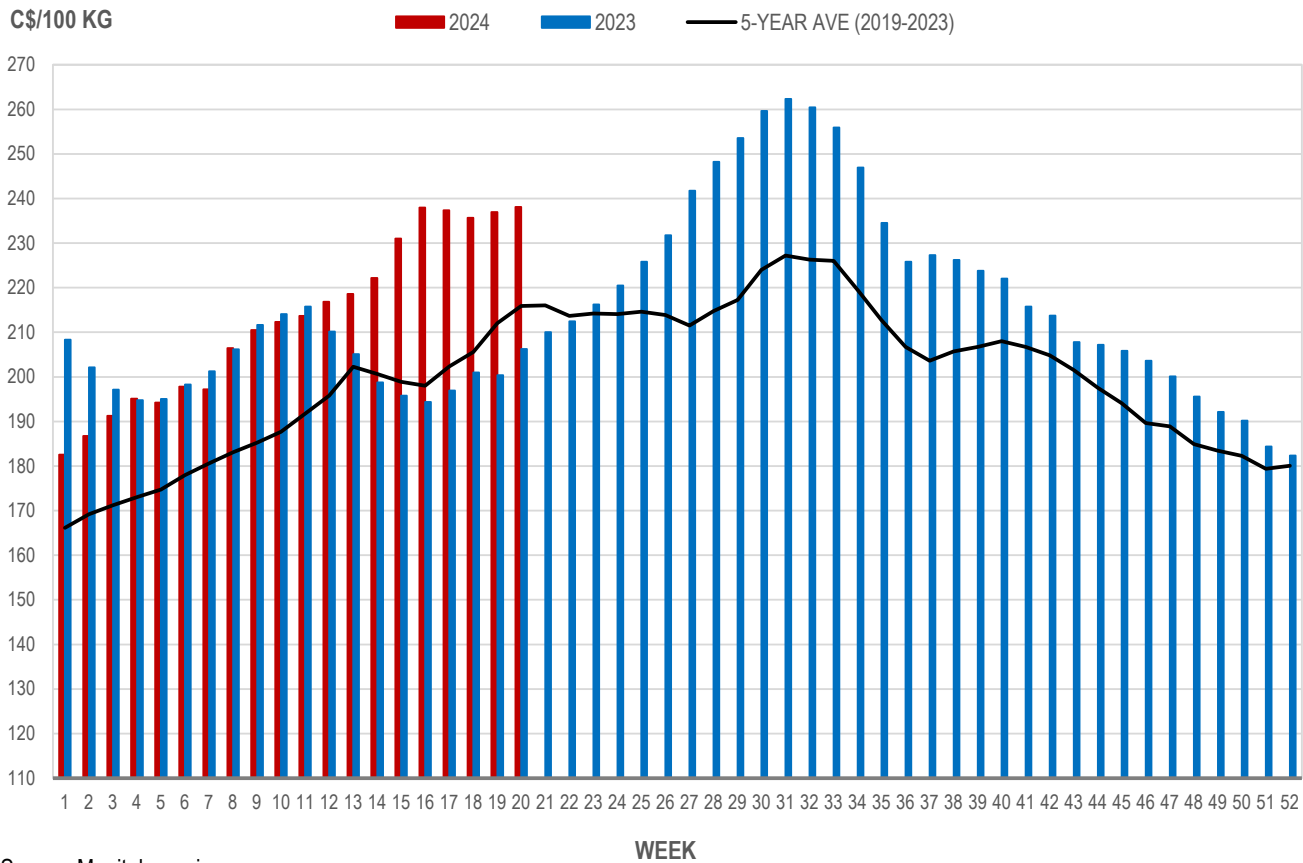


Index 100, C\$/100 kg

Week	Week ending date	2024	2023	Change from Previous Week	Change from Previous Year
17	2024-04-26	237.35	196.97	-0.2%	20.5%
18	2024-05-03	235.70	201.01	-0.7%	17.3%
19	2024-05-10	236.94	200.41	0.5%	18.2%
20	2024-05-17	238.12	206.27	0.5%	15.4%
Four week average		237.03	201.16	-	17.8%

Source: Manitoba major processors.

MANITOBA WEIGHTED AVERAGE INDEX 100 HOG PRICES WEEKLY



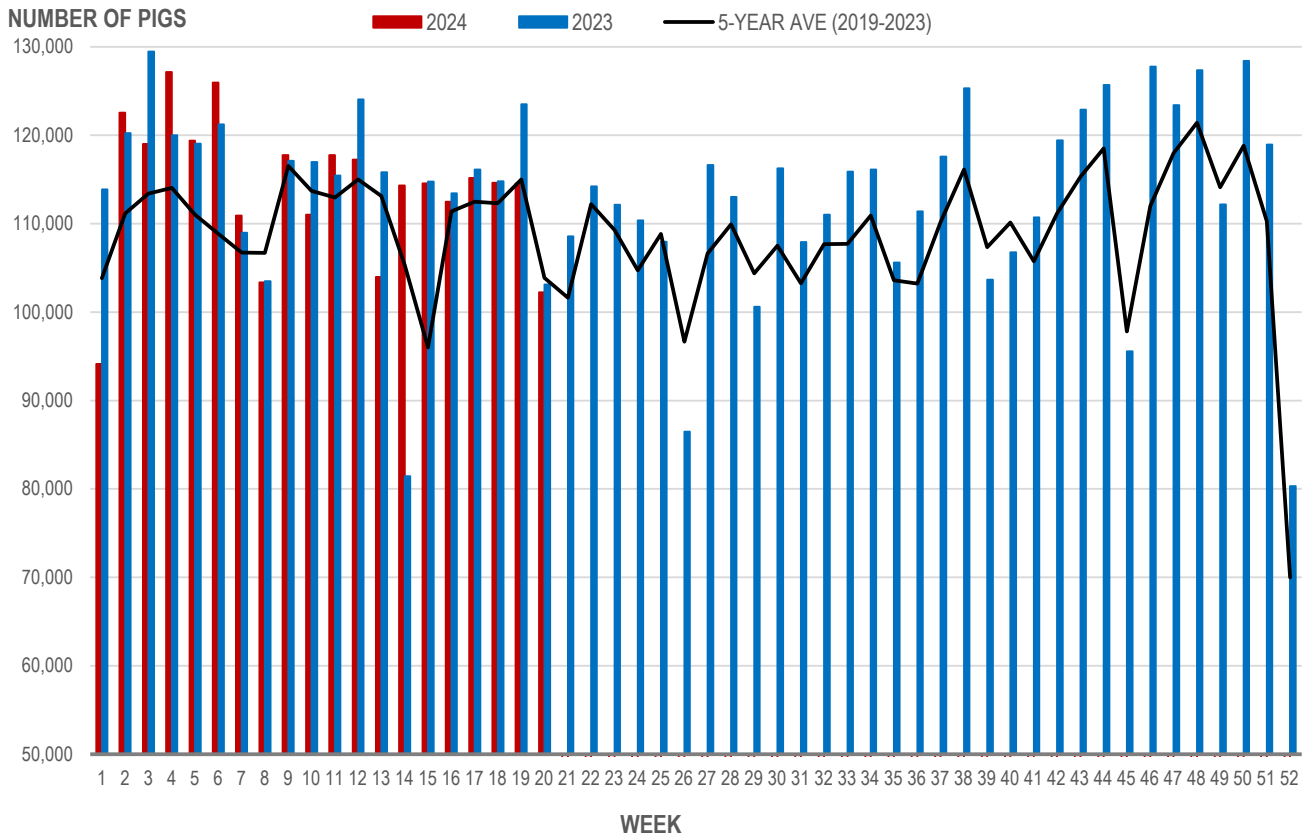
Source: Manitoba major processors

Number of Pigs Processed by Major Processors

Week	Week ending date	2024	2023	Change from Previous Week	Change from Previous Year
17	2024-04-26	115,180	116,110	2.4%	-0.8%
18	2024-05-03	114,618	114,799	-0.5%	-0.2%
19	2024-05-10	114,537	123,524	-0.1%	-7.3%
20	2024-05-17	102,228	103,123	-10.7%	-0.9%
Four week average		111,641	114,389	-	-2.4%

Source: Manitoba major processors.

NUMBER OF PIGS PROCESSED BY MAJOR PROCESSORS WEEKLY



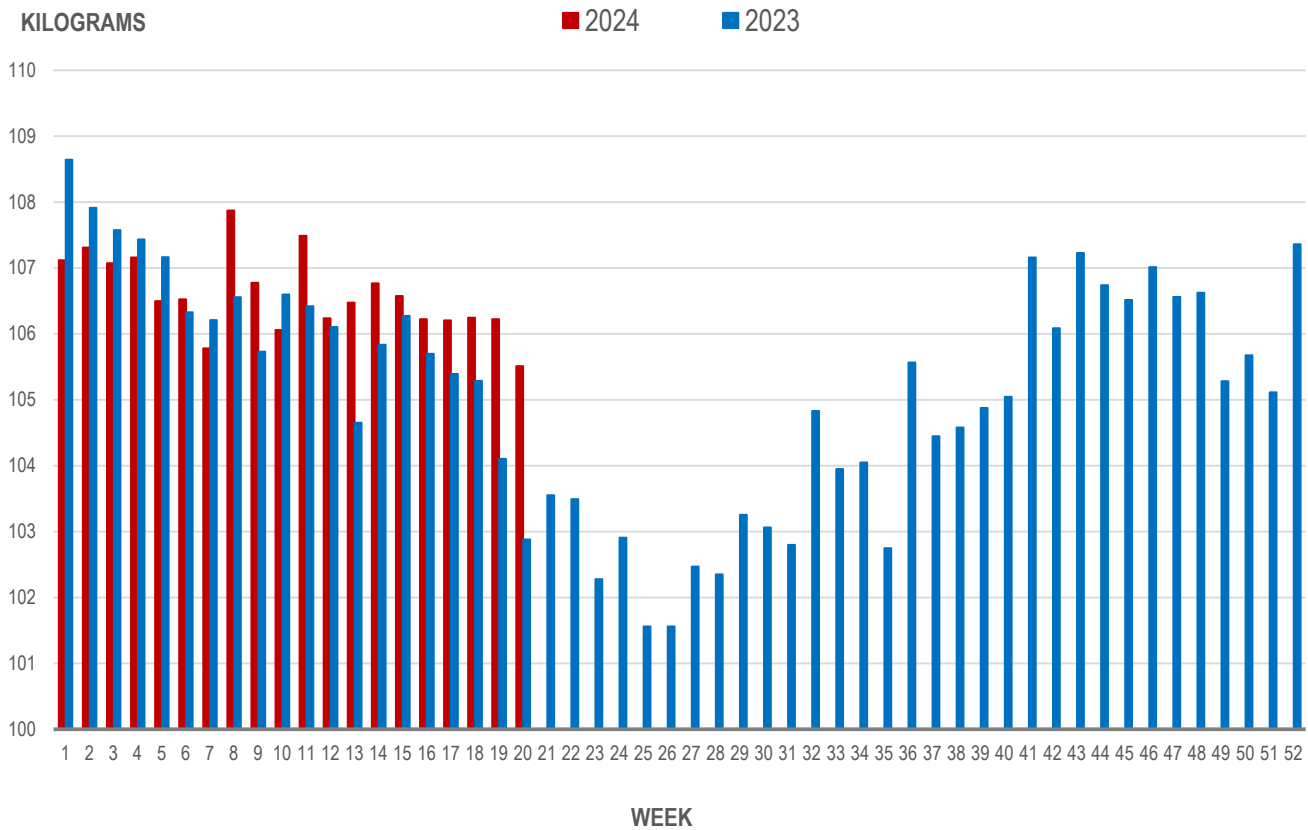
Source: Manitoba major processors

Average Weight of Hogs Processed by Major Processors, Kg

Week	Week ending date	2024	2023	Change from Previous Week	Change from Previous Year
17	2024-04-26	106.21	105.39	0.0%	0.8%
18	2024-05-03	106.25	105.29	0.0%	0.9%
19	2024-05-10	106.22	104.10	0.0%	2.0%
20	2024-05-17	105.51	102.88	-0.7%	2.6%
Four week average		106.05	104.42	-	1.6%

Source: Manitoba major processors.

AVERAGE WEIGHT OF HOGS PROCESSED BY MAJOR PROCESSORS WEEKLY



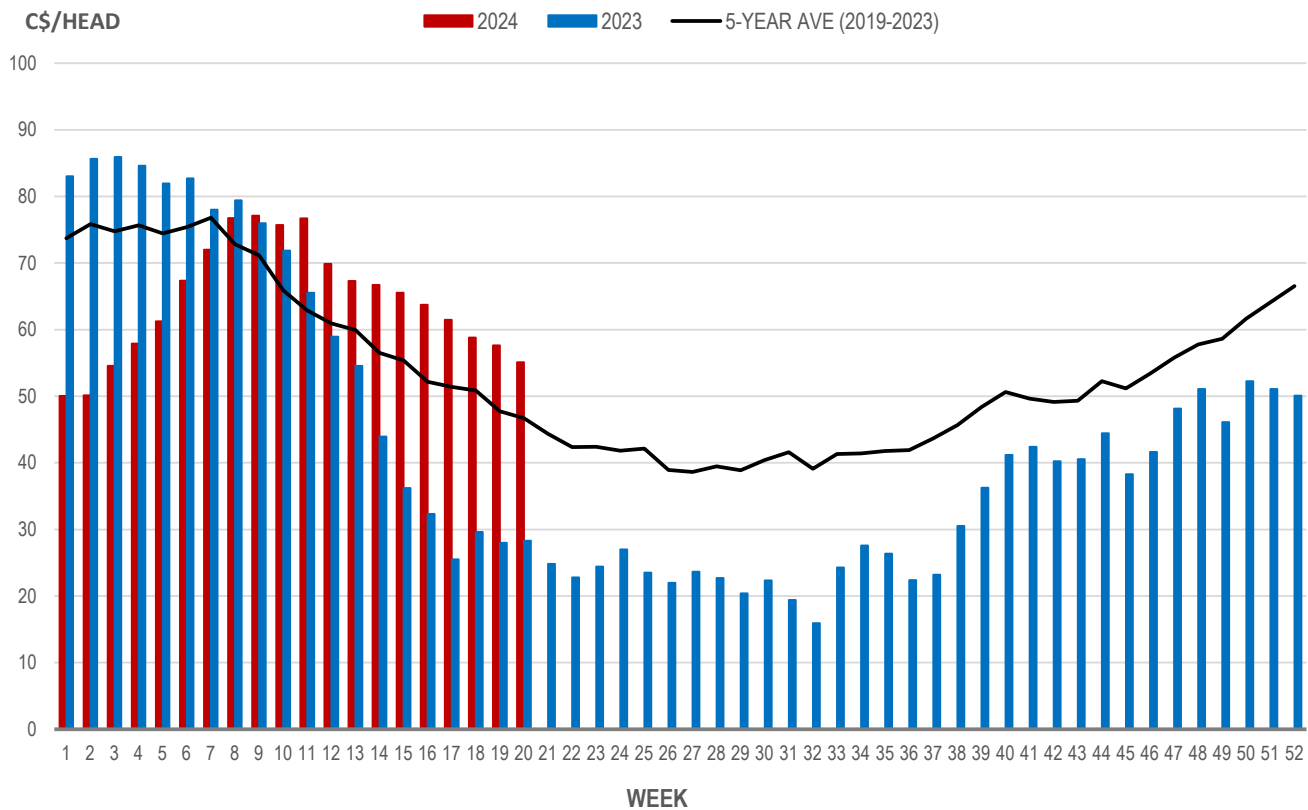
Source: Manitoba major processors

Weaning Pigs (U.S. Total Composite Weighted Average Price per Head)

	Formula and Cash Low, US\$/Head	Formula and Cash High, US\$/Head	Wtd Avg Price, US\$/Head	Wtd Avg Price, C\$/Head
Early Weaned (10-12 lb)	30.00	51.08	40.46	55.09
Feeder Pigs (40 lb)	62.00	79.00	68.20	92.85

Source: USDA, AMS

EARLY WEANED PIGS (U.S. TOTAL COMPOSITE WEIGHTED AVERAGE PRICE PER HEAD) WEEKLY



Source: USDA, AMS

Contact us

- www.manitoba.ca/agriculture/markets-and-statistics/
- Email us at industryintelligence@gov.mb.ca
- Follow us on X @MBGovAg

