

MANITOBA MARKETS

# Hog Prices



March 26, 2024

[Click here for definitions of how data is collected and calculated.](#)

## Exchange rates (Friday close)

1 US \$ = C \$1.3593

1 EURO = C \$1.4700

1 Yen = C \$0.00898

[Data source: Bank of Canada](#)

[Click to view the interactive hog dashboards for current and historical charts.](#)

## Manitoba Weighted Average Carcass Prices (including premiums and discounts)

### All In Weights C\$/100 kg

Week	Week ending date	2024	2023	Change from Previous Week	Change from Previous Year
9	2024-03-01	221.29	222.09	2.3%	-0.4%
10	2024-03-08	222.58	224.96	0.6%	-1.1%
11	2024-03-15	224.74	226.55	1.0%	-0.8%
12	2024-03-22	228.13	220.07	1.5%	3.7%
<b>Four week average</b>		<b>224.19</b>	<b>223.42</b>	<b>-</b>	<b>0.3%</b>

Source: Manitoba major processors.

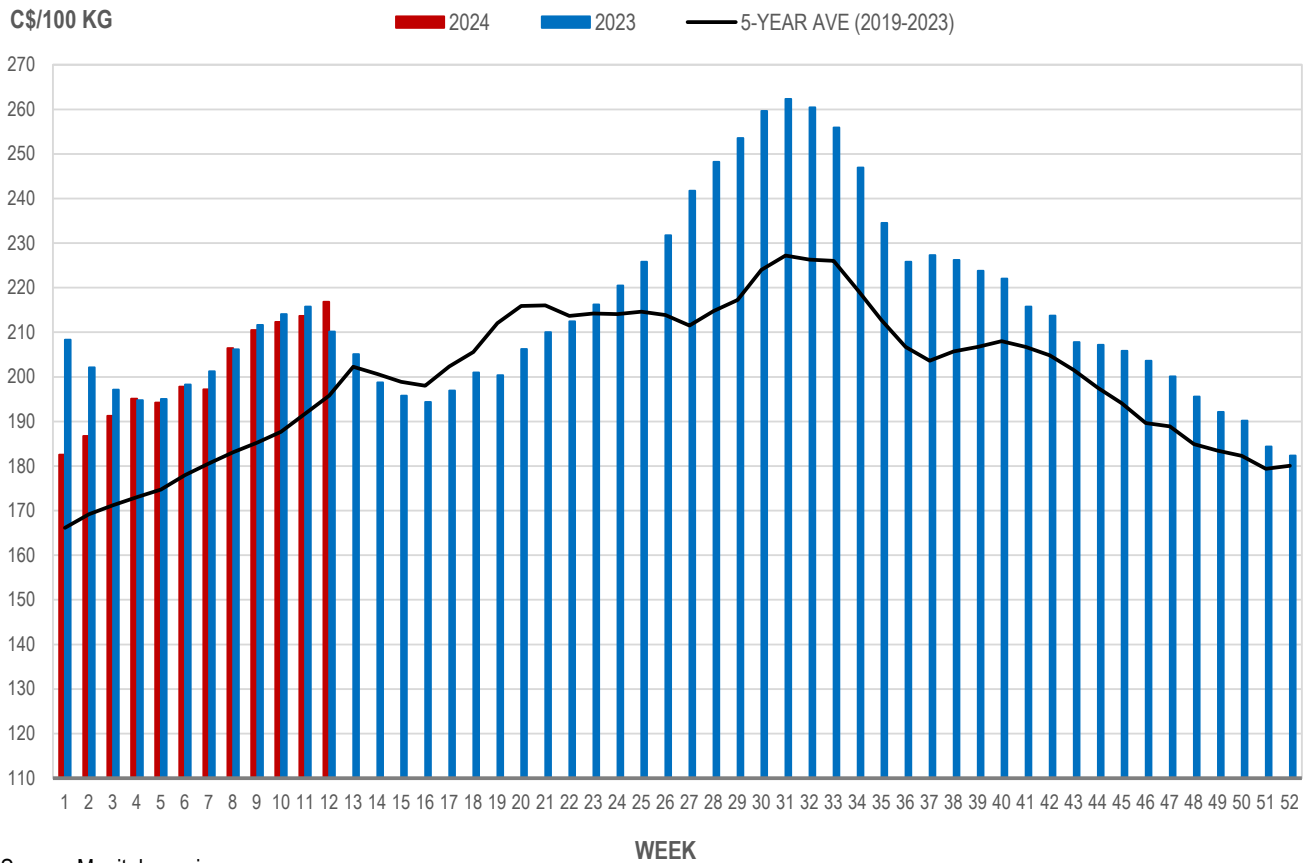


## Index 100, C\$/100 kg

Week	Week ending date	2024	2023	Change from Previous Week	Change from Previous Year
9	2024-03-01	210.51	211.67	2.0%	-0.5%
10	2024-03-08	212.34	214.10	0.9%	-0.8%
11	2024-03-15	213.66	215.78	0.6%	-1.0%
12	2024-03-22	216.81	210.16	1.5%	3.2%
<b>Four week average</b>		<b>213.33</b>	<b>212.93</b>	<b>-</b>	<b>0.2%</b>

Source: Manitoba major processors.

## MANITOBA WEIGHTED AVERAGE INDEX 100 HOG PRICES WEEKLY



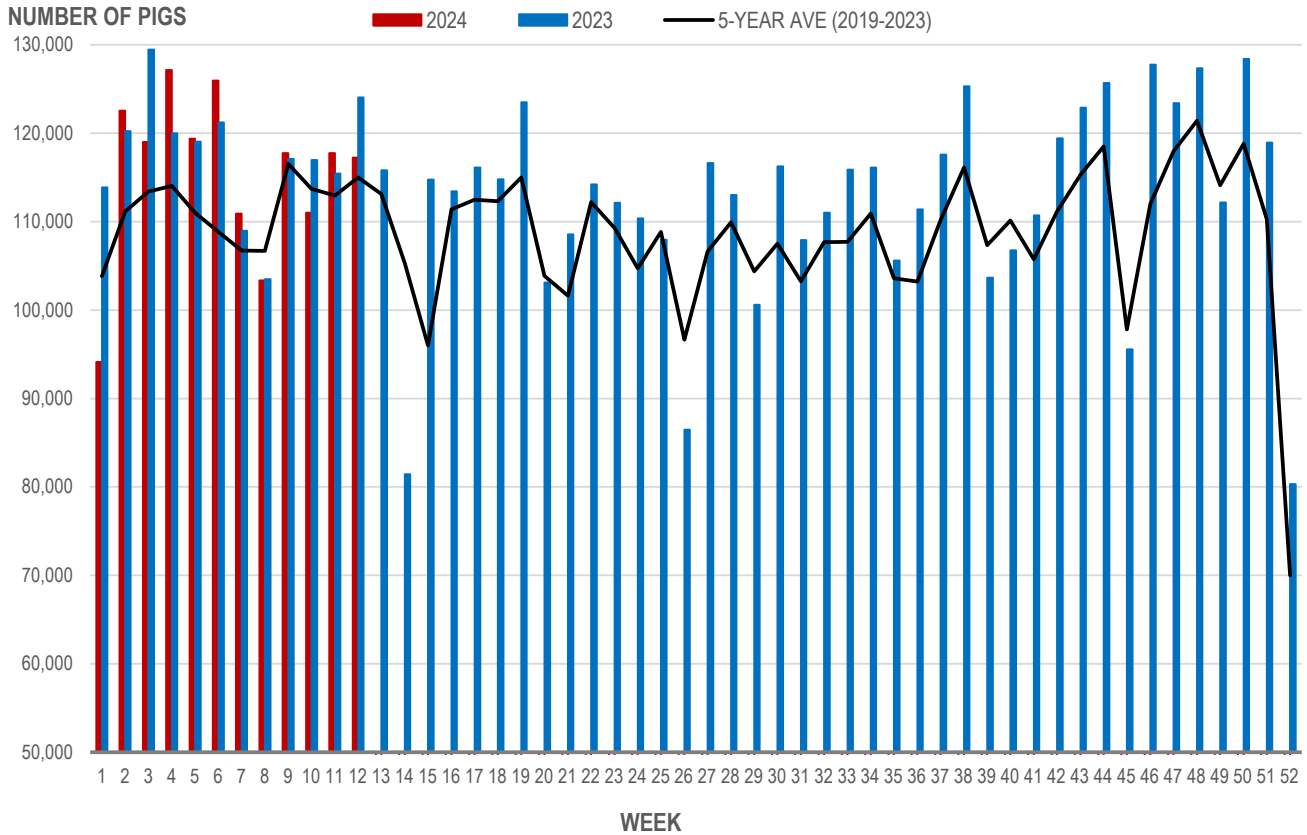
Source: Manitoba major processors

## Number of Pigs Processed by Major Processors

Week	Week ending date	2024	2023	Change from Previous Week	Change from Previous Year
9	2024-03-01	117,744	117,124	13.9%	0.5%
10	2024-03-08	111,012	116,982	-5.7%	-5.1%
11	2024-03-15	117,758	115,447	6.1%	2.0%
12	2024-03-22	117,252	124,046	-0.4%	-5.5%
<b>Four week average</b>		<b>115,942</b>	<b>118,400</b>	<b>-</b>	<b>-2.1%</b>

Source: Manitoba major processors.

### NUMBER OF PIGS PROCESSED BY MAJOR PROCESSORS WEEKLY



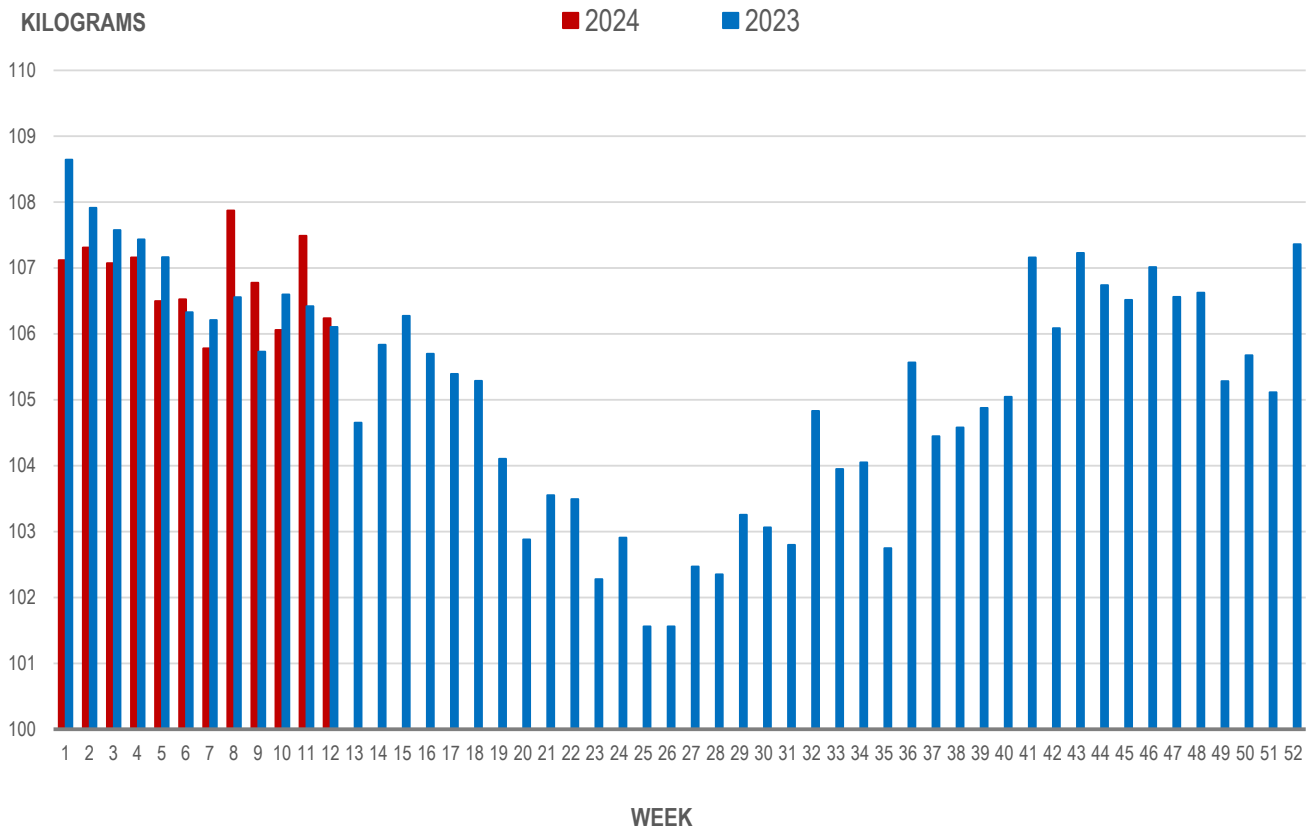
Source: Manitoba major processors

## Average Weight of Hogs Processed by Major Processors, Kg

Week	Week ending date	2024	2023	Change from Previous Week	Change from Previous Year
9	2024-03-01	106.78	105.73	-1.0%	1.0%
10	2024-03-08	106.06	106.60	-0.7%	-0.5%
11	2024-03-15	107.49	106.42	1.3%	1.0%
12	2024-03-22	106.24	106.11	-1.2%	0.1%
<b>Four week average</b>		<b>106.64</b>	<b>106.21</b>	<b>-</b>	<b>0.4%</b>

Source: Manitoba major processors.

## AVERAGE WEIGHT OF HOGS PROCESSED BY MAJOR PROCESSORS WEEKLY



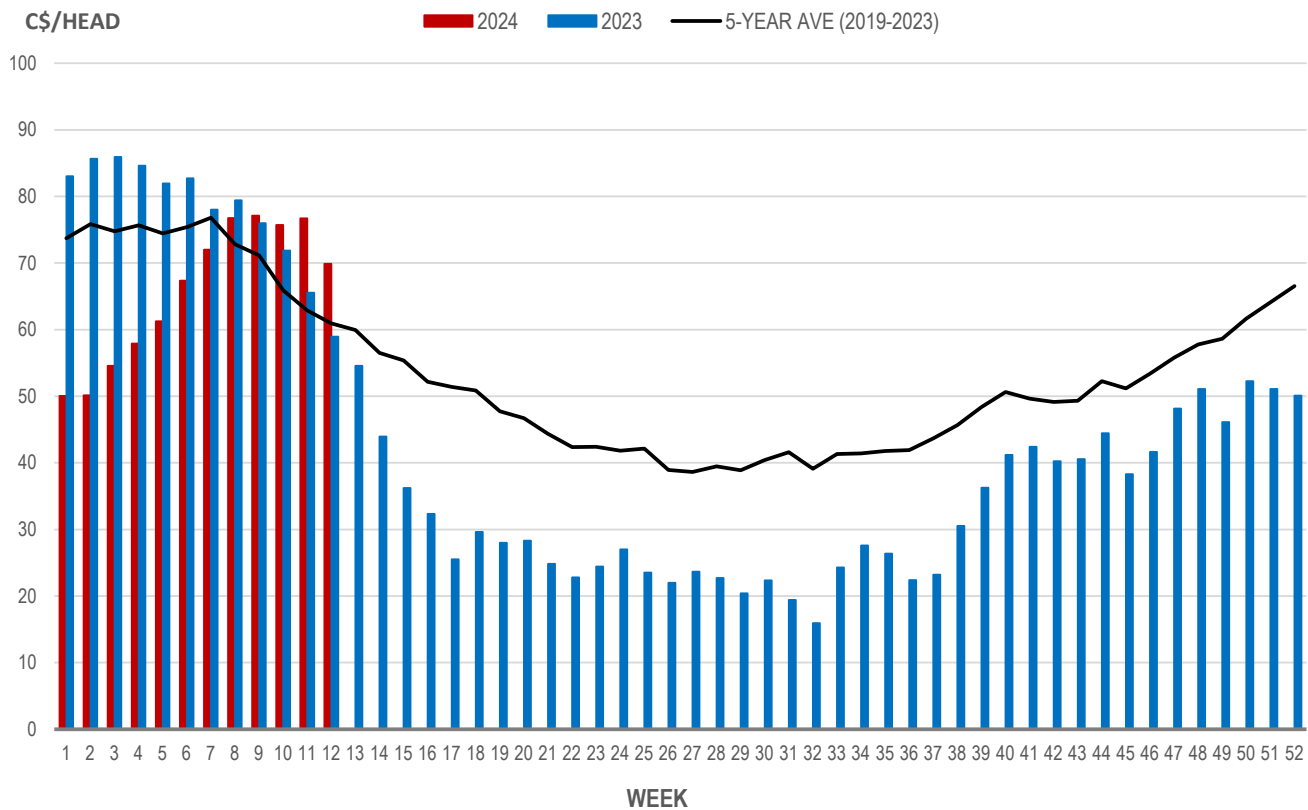
Source: Manitoba major processors

## Weaning Pigs (U.S. Total Composite Weighted Average Price per Head)

	Formula and Cash Low, US\$/Head	Formula and Cash High, US\$/Head	Wtd Avg Price, US\$/Head	Wtd Avg Price, C\$/Head
Early Weaned (10-12 lb)	40.00	64.36	51.42	69.90
Feeder Pigs (40 lb)	85.00	99.50	94.21	128.06

Source: USDA, AMS

### EARLY WEANED PIGS (U.S. TOTAL COMPOSITE WEIGHTED AVERAGE PRICE PER HEAD) WEEKLY



Source: USDA, AMS

### Contact us

Go to [manitoba.ca/agriculture](http://manitoba.ca/agriculture) and click on Markets and Statistics

Email us at [industryintelligence@gov.mb.ca](mailto:industryintelligence@gov.mb.ca)

Follow us on Twitter @MBGovAg