

MANITOBA MARKETS

Hog Prices



November 21, 2023

[Click here for definitions of how data is collected and calculated.](#)

Exchange rates (Friday close)

1 US \$ = C \$1.3722

1 EURO = C \$1.4937

1 Yen = C \$0.00917

[Data source: Bank of Canada](#)

[Click to view the interactive hog dashboards for current and historical charts.](#)

Manitoba Weighted Average Carcass Prices (including premiums and discounts)

All In Weights C\$/100 kg

Week	Week ending date	2023	2022	Change from Previous Week	Change from Previous Year
43	2023-10-27	218.17	244.94	-3.0%	-10.9%
44	2023-11-03	217.00	242.66	-0.5%	-10.6%
45	2023-11-10	216.49	239.99	-0.2%	-9.8%
46	2023-11-17	213.42	227.31	-1.4%	-6.1%
Four week average		216.27	238.73	-	-9.4%

Source: Manitoba major processors.

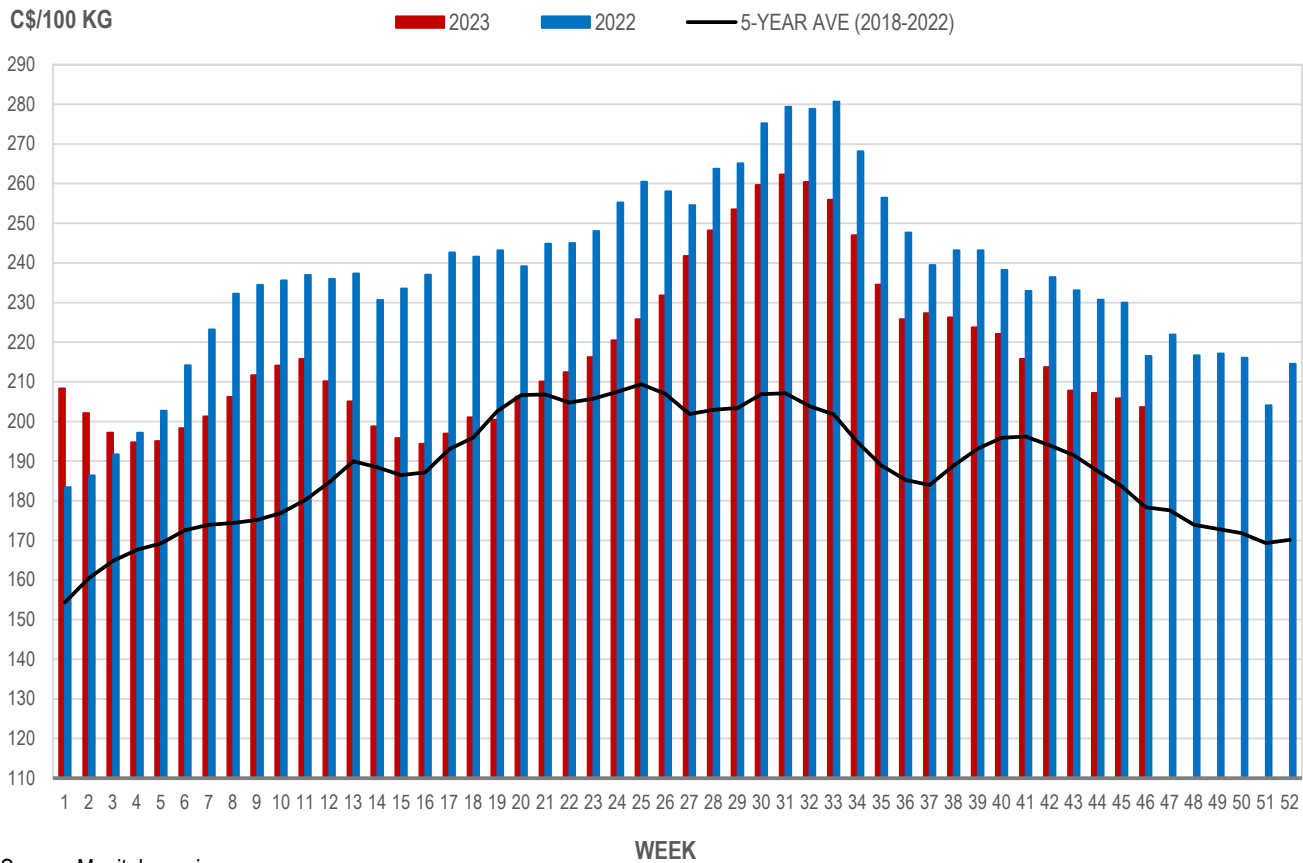


Index 100, C\$/100 kg

Week	Week ending date	2023	2022	Change from Previous Week	Change from Previous Year
43	2023-10-27	207.78	233.11	-2.8%	-10.9%
44	2023-11-03	207.17	230.76	-0.3%	-10.2%
45	2023-11-10	205.85	230.00	-0.6%	-10.5%
46	2023-11-17	203.60	216.53	-1.1%	-6.0%
Four week average		206.10	227.60	-	-9.4%

Source: Manitoba major processors.

MANITOBA WEIGHTED AVERAGE INDEX 100 HOG PRICES WEEKLY



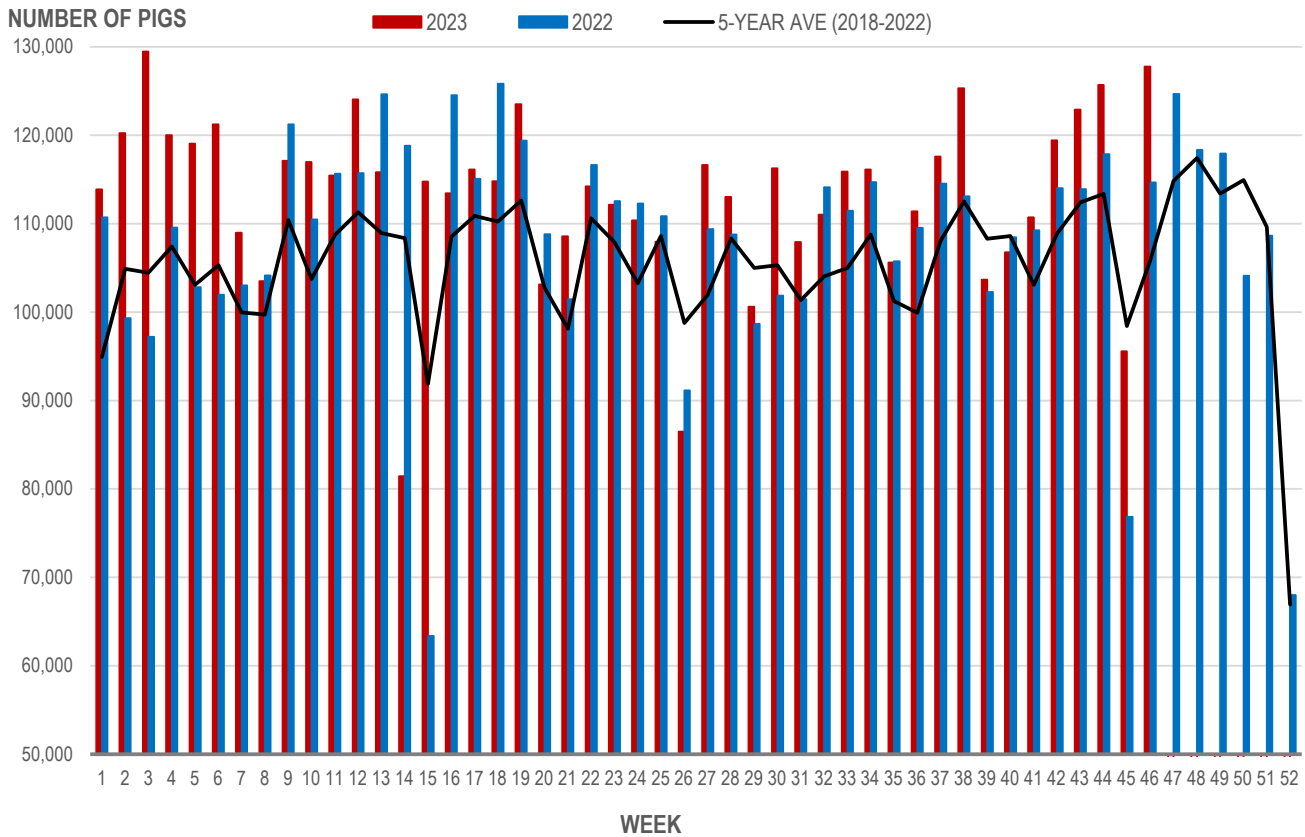
Source: Manitoba major processors

Number of Pigs Processed by Major Processors

Week	Week ending date	2023	2022	Change from Previous Week	Change from Previous Year
43	2023-10-27	122,906	113,927	2.9%	7.9%
44	2023-11-03	125,685	117,862	2.3%	6.6%
45	2023-11-10	95,561	76,835	-24.0%	24.4%
46	2023-11-17	127,768	114,650	33.7%	11.4%
Four week average		117,980	105,819	-	11.5%

Source: Manitoba major processors.

NUMBER OF PIGS PROCESSED BY MAJOR PROCESSORS WEEKLY



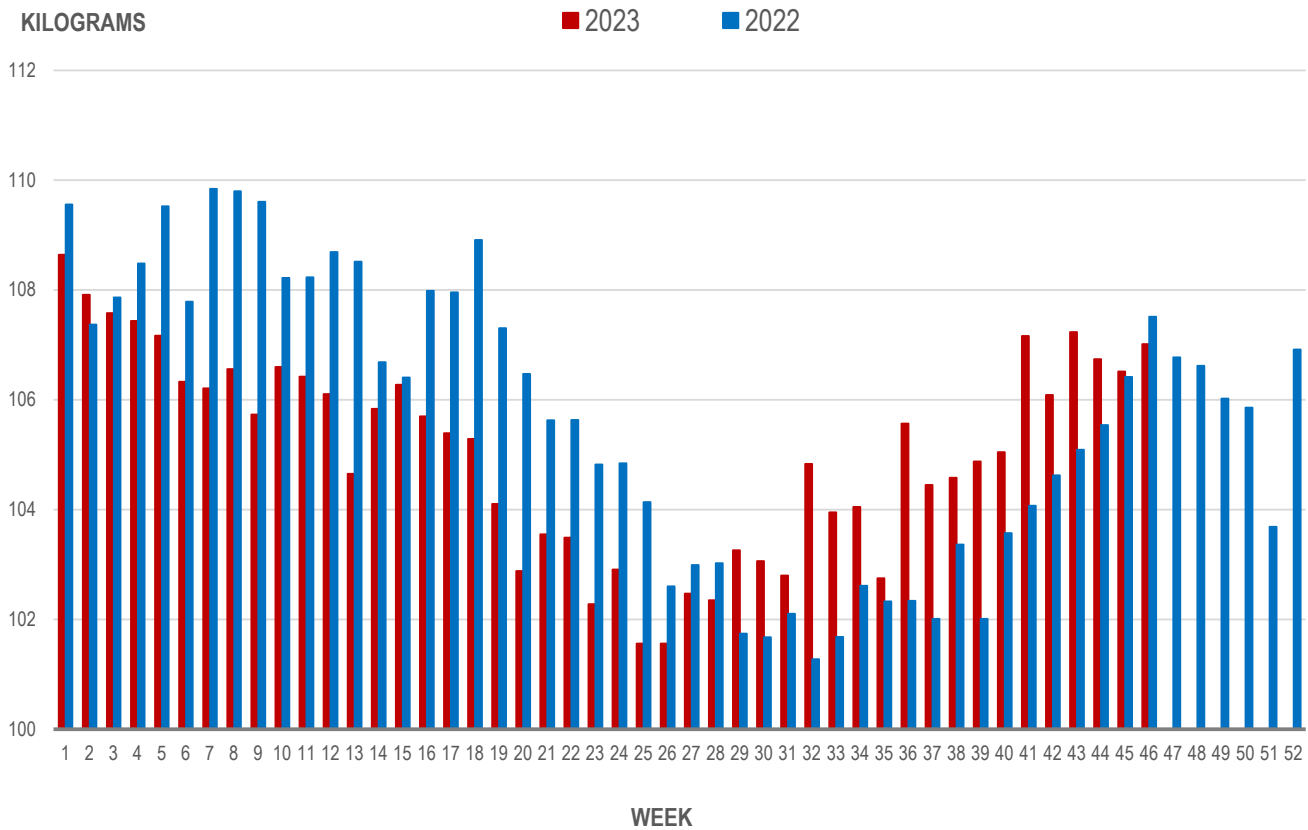
Source: Manitoba major processors

Average Weight of Hogs Processed by Major Processors, Kg

Week	Week ending date	2023	2022	Change from Previous Week	Change from Previous Year
43	2023-10-27	107.23	105.09	1.1%	2.0%
44	2023-11-03	106.74	105.54	-0.5%	1.1%
45	2023-11-10	106.51	106.42	-0.2%	0.1%
46	2023-11-17	107.02	107.51	0.5%	-0.5%
Four week average		106.88	106.14	-	0.7%

Source: Manitoba major processors.

AVERAGE WEIGHT OF HOGS PROCESSED BY MAJOR PROCESSORS WEEKLY



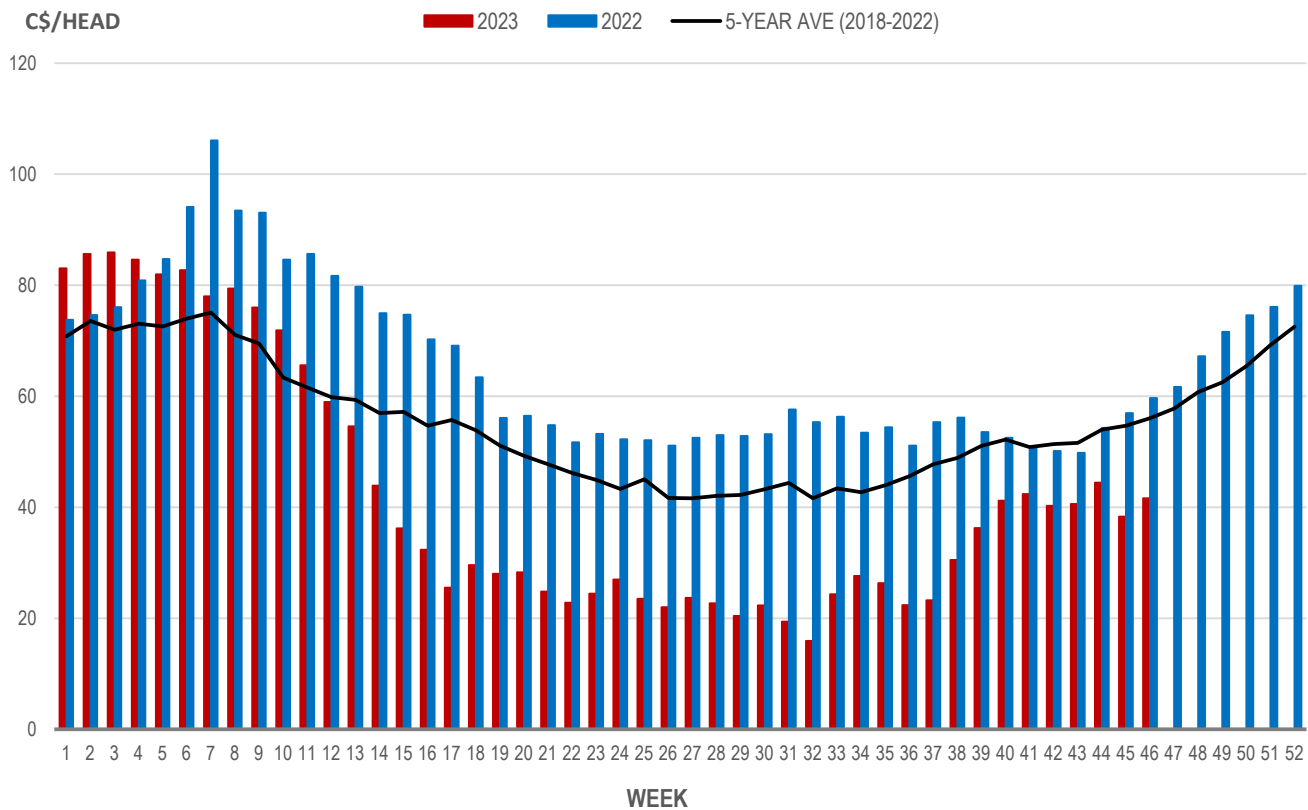
Source: Manitoba major processors

Weaning Pigs (U.S. Total Composite Weighted Average Price per Head)

	Formula and Cash Low, US\$/Head	Formula and Cash High, US\$/Head	Wtd Avg Price, US\$/Head	Wtd Avg Price, C\$/Head
Early Weaned (10-12 lb)	16.00	50.12	30.35	41.65
Feeder Pigs (40 lb)	38.00	49.00	41.42	56.84

Source: USDA, AMS

EARLY WEANED PIGS (U.S. TOTAL COMPOSITE WEIGHTED AVERAGE PRICE PER HEAD) WEEKLY



Source: USDA, AMS

Contact us

Go to manitoba.ca/agriculture and click on Markets and Statistics

Email us at industryintelligence@gov.mb.ca

Follow us on Twitter @MBGovAg