

MANITOBA MARKETS

Hog Prices



May 2, 2023

[Click here for definitions of how data is collected and calculated.](#)

Exchange rates (Friday close)

1 US \$ = C \$1.3578

1 EURO = C \$1.4959

1 Yen = C \$0.00997

[Data source: Bank of Canada](#)

[Click to view the interactive hog dashboards for current and historical charts.](#)

Manitoba Weighted Average Carcass Prices (including premiums and discounts)

All In Weights C\$/100 kg

Week	Week ending date	2023	2022	Change from Previous Week	Change from Previous Year
14	2023-04-07	209.30	242.16	-2.6%	-13.6%
15	2023-04-14	205.56	243.89	-1.8%	-15.7%
16	2023-04-21	203.79	248.95	-0.9%	-18.1%
17	2023-04-28	206.95	254.61	1.5%	-18.7%
Four week average		206.40	247.40	-	-16.6%

Source: Manitoba major processors.

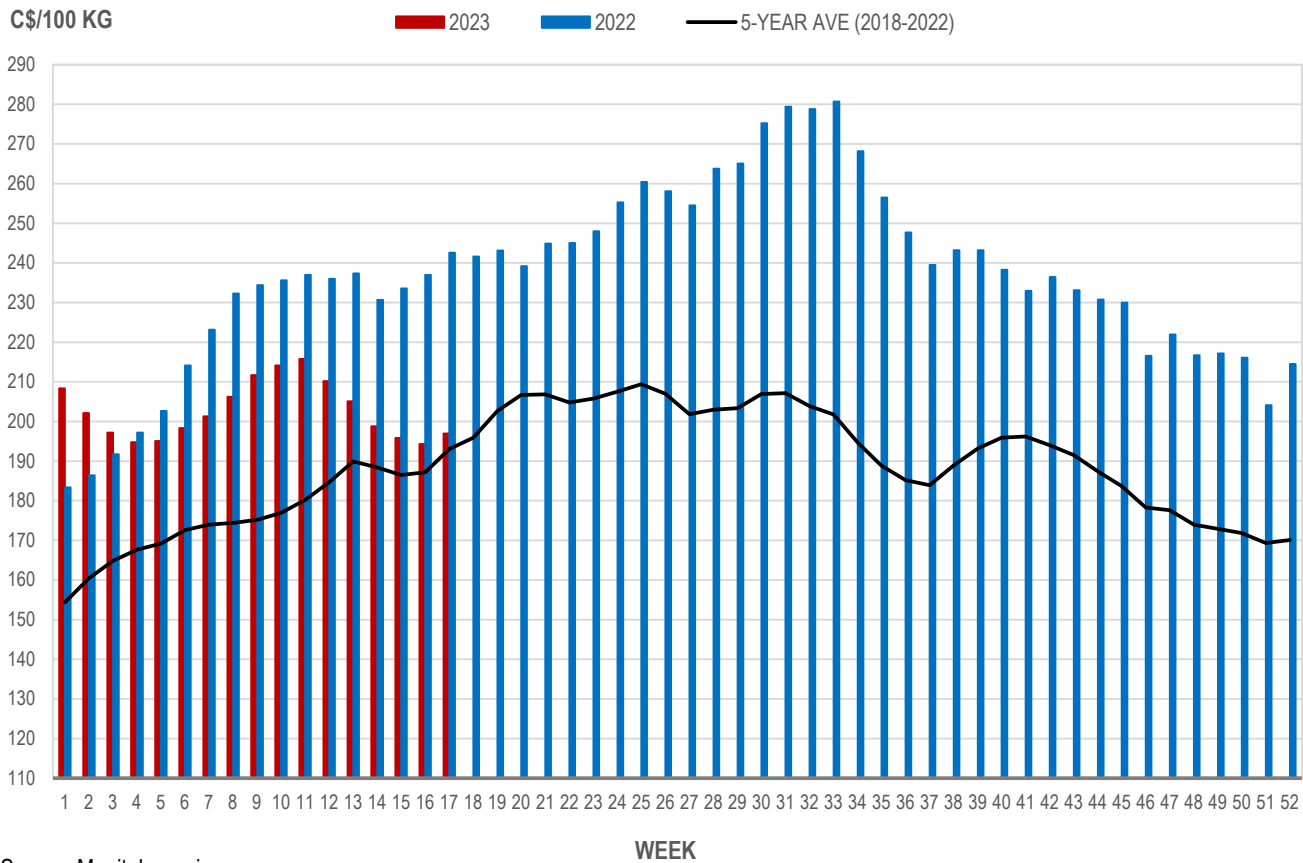


Index 100, C\$/100 kg

Week	Week ending date	2023	2022	Change from Previous Week	Change from Previous Year
14	2023-04-07	198.78	230.66	-3.1%	-13.8%
15	2023-04-14	195.80	233.55	-1.5%	-16.2%
16	2023-04-21	194.34	237.01	-0.7%	-18.0%
17	2023-04-28	196.97	242.64	1.4%	-18.8%
Four week average		196.47	235.96	-	-16.7%

Source: Manitoba major processors.

MANITOBA WEIGHTED AVERAGE INDEX 100 HOG PRICES WEEKLY



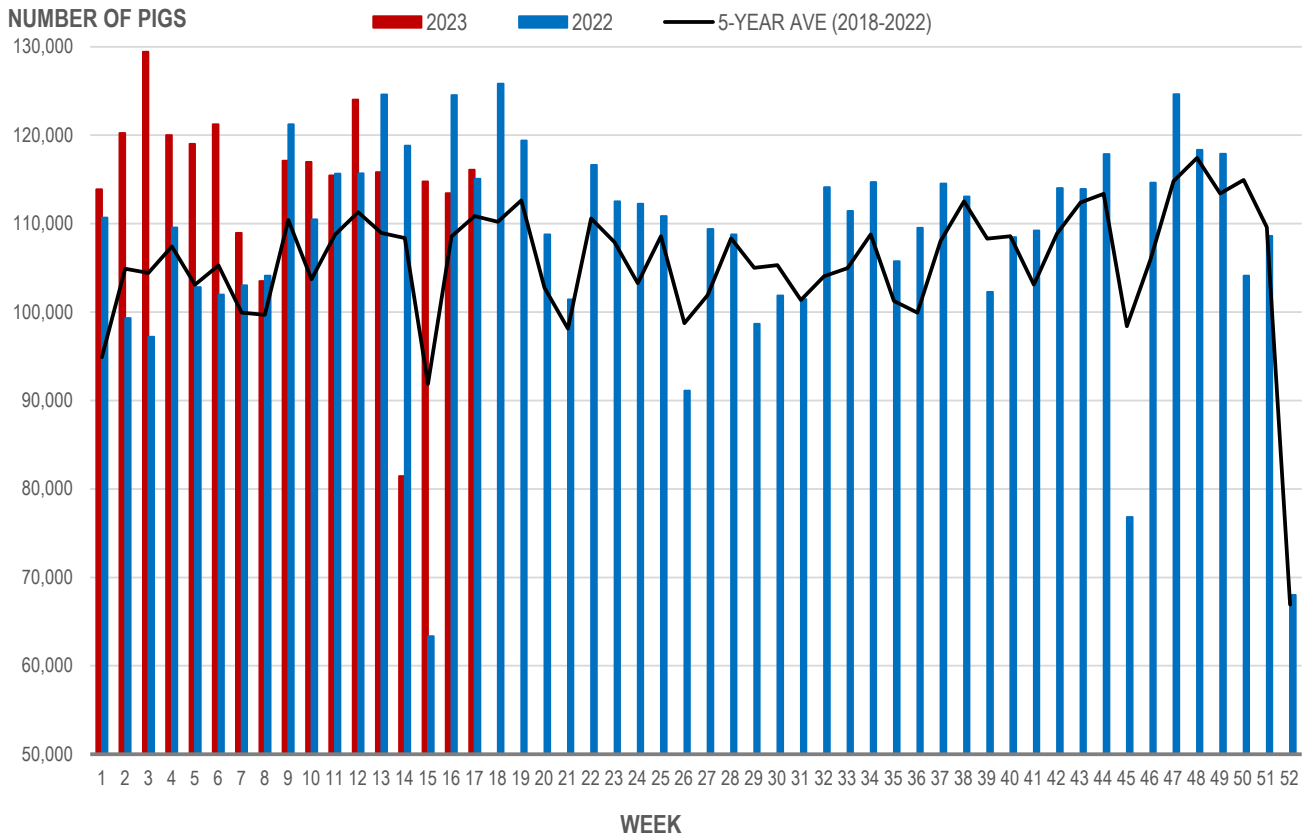
Source: Manitoba major processors

Number of Pigs Processed by Major Processors

Week	Week ending date	2023	2022	Change from Previous Week	Change from Previous Year
14	2023-04-07	81,454	118,822	-29.7%	-31.4%
15	2023-04-14	114,766	63,362	40.9%	81.1%
16	2023-04-21	113,440	124,527	-1.2%	-8.9%
17	2023-04-28	116,110	115,087	2.4%	0.9%
Four week average		106,443	105,450	-	0.9%

Source: Manitoba major processors.

NUMBER OF PIGS PROCESSED BY MAJOR PROCESSORS WEEKLY



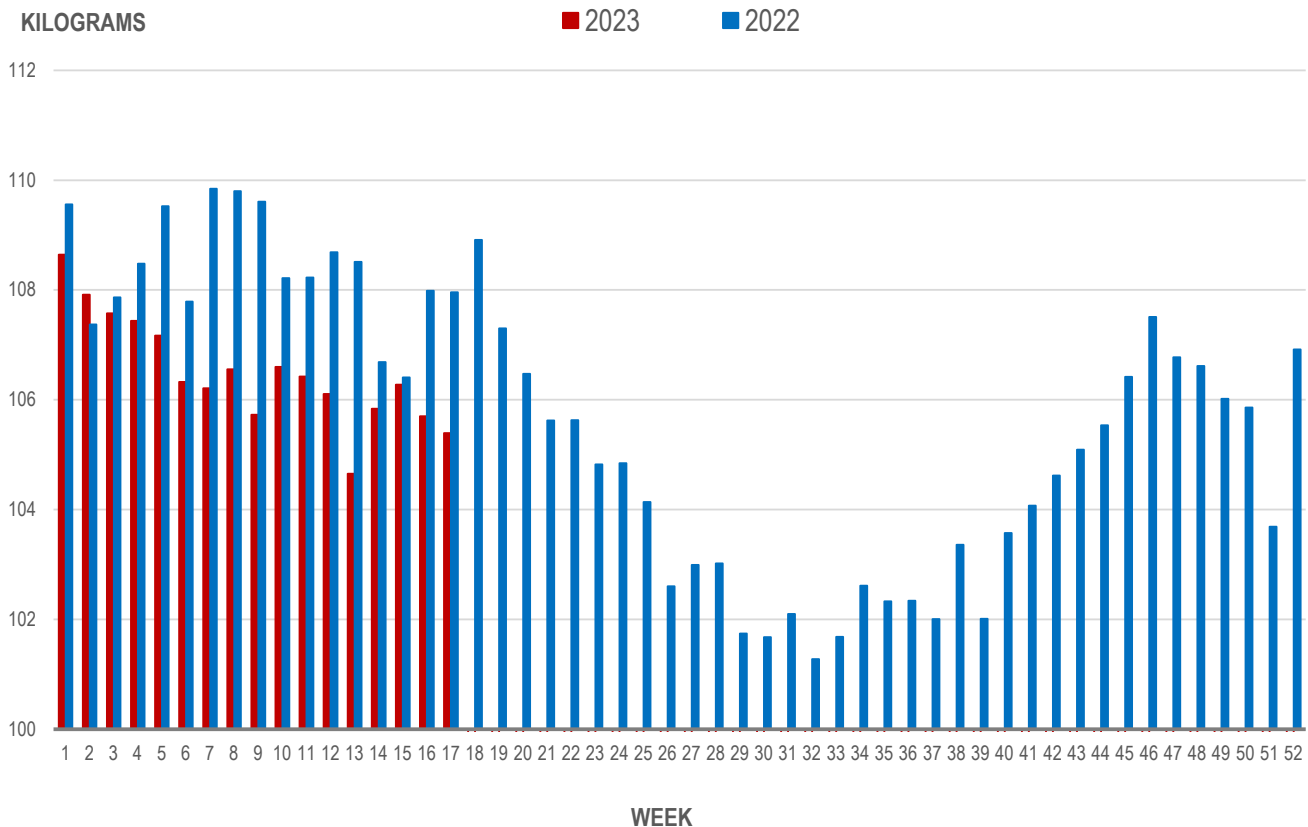
Source: Manitoba major processors

Average Weight of Hogs Processed by Major Processors, Kg

Week	Week ending date	2023	2022	Change from Previous Week	Change from Previous Year
14	2023-04-07	105.84	106.69	1.1%	-0.8%
15	2023-04-14	106.28	106.41	0.4%	-0.1%
16	2023-04-21	105.70	107.98	-0.5%	-2.1%
17	2023-04-28	105.39	107.96	-0.3%	-2.4%
Four week average		105.80	107.26	-	-1.4%

Source: Manitoba major processors.

AVERAGE WEIGHT OF HOGS PROCESSED BY MAJOR PROCESSORS WEEKLY



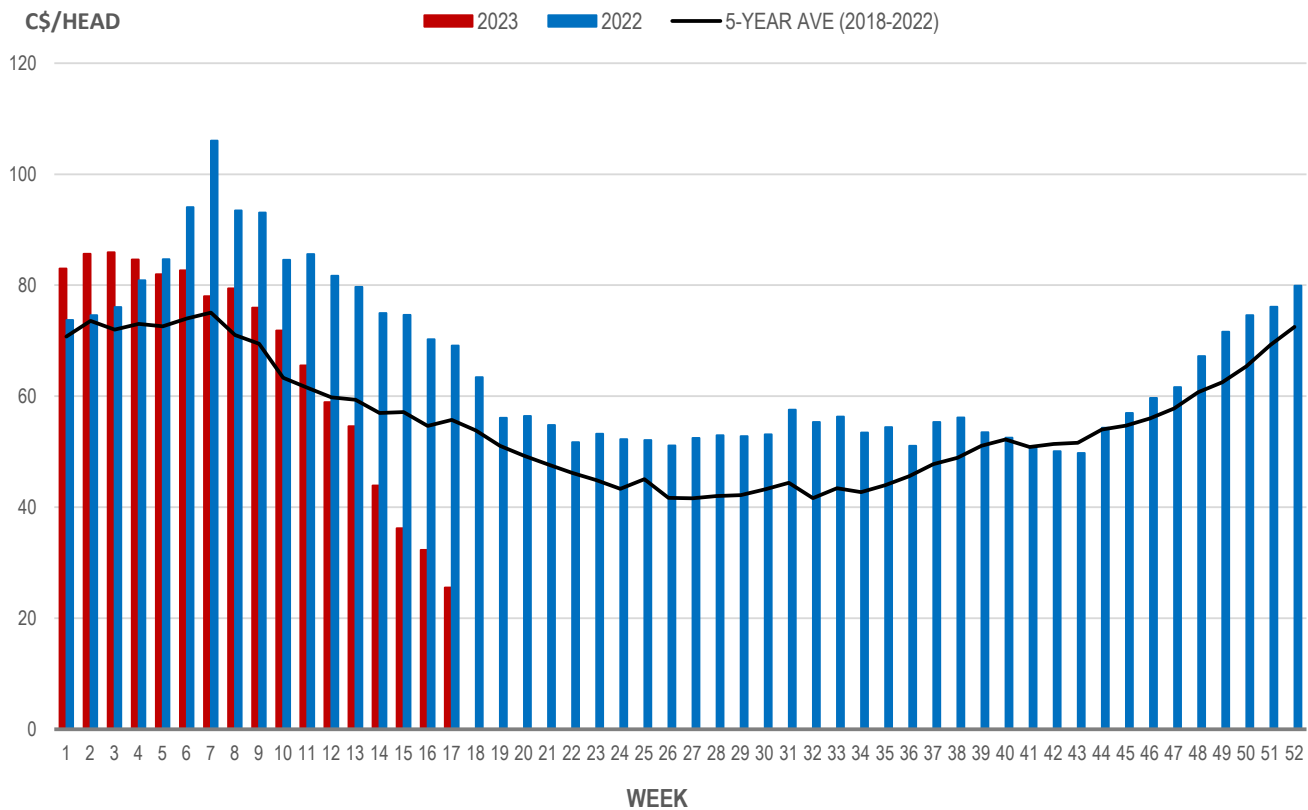
Source: Manitoba major processors

Weaning Pigs (U.S. Total Composite Weighted Average Price per Head)

	Formula and Cash Low, US\$/Head	Formula and Cash High, US\$/Head	Wtd Avg Price, US\$/Head	Wtd Avg Price, C\$/Head
Early Weaned (10-12 lb)	3.00	50.35	18.80	25.53
Feeder Pigs (40 lb)	36.00	66.00	49.45	67.14

Source: USDA, AMS

EARLY WEANED PIGS (U.S. TOTAL COMPOSITE WEIGHTED AVERAGE PRICE PER HEAD) WEEKLY



Source: USDA, AMS

Contact us

Go to manitoba.ca/agriculture and click on Markets and Statistics

Email us at industryintelligence@gov.mb.ca

Follow us on Twitter @MBGovAg