

MANITOBA MARKETS

Hog Prices



April 18, 2023

[Click here for definitions of how data is collected and calculated.](#)

Exchange rates (Friday close)

1 US \$ = C \$1.3362

1 EURO = C \$1.4702

1 Yen = C \$0.01001

[Data source: Bank of Canada](#)

[Click to view the interactive hog dashboards for current and historical charts.](#)

Manitoba Weighted Average Carcass Prices (including premiums and discounts)

All In Weights C\$/100 kg

Week	Week ending date	2023	2022	Change from Previous Week	Change from Previous Year
12	2023-03-24	220.07	247.97	-2.9%	-11.2%
13	2023-03-31	214.93	248.59	-2.3%	-13.5%
14	2023-04-07	209.30	242.16	-2.6%	-13.6%
15	2023-04-14	205.56	243.89	-1.8%	-15.7%
Four week average		212.47	245.65	-	-13.5%

Source: Manitoba major processors.

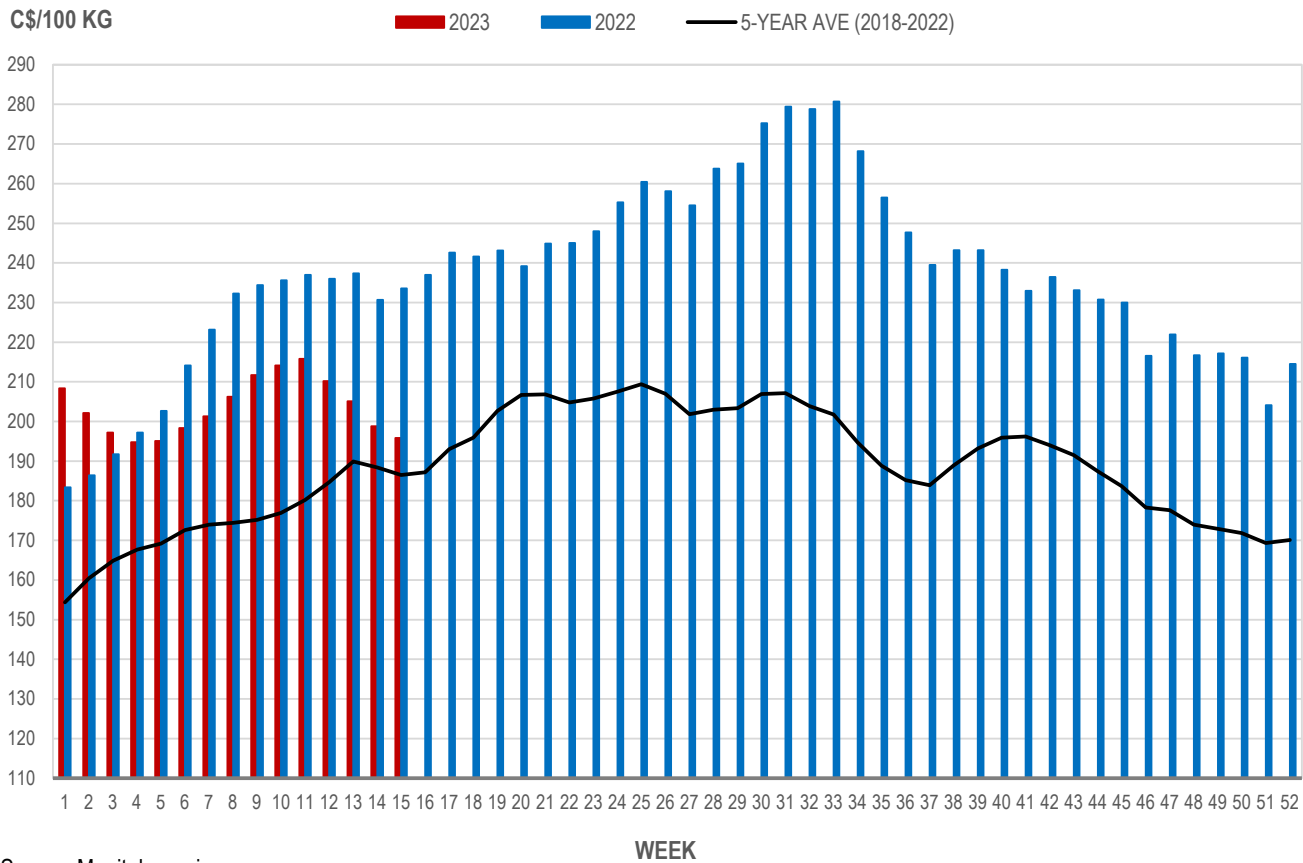


Index 100, C\$/100 kg

Week	Week ending date	2023	2022	Change from Previous Week	Change from Previous Year
12	2023-03-24	210.16	236.00	-2.6%	-10.9%
13	2023-03-31	205.08	237.34	-2.4%	-13.6%
14	2023-04-07	198.78	230.66	-3.1%	-13.8%
15	2023-04-14	195.80	233.55	-1.5%	-16.2%
Four week average		202.46	234.39	-	-13.6%

Source: Manitoba major processors.

MANITOBA WEIGHTED AVERAGE INDEX 100 HOG PRICES WEEKLY



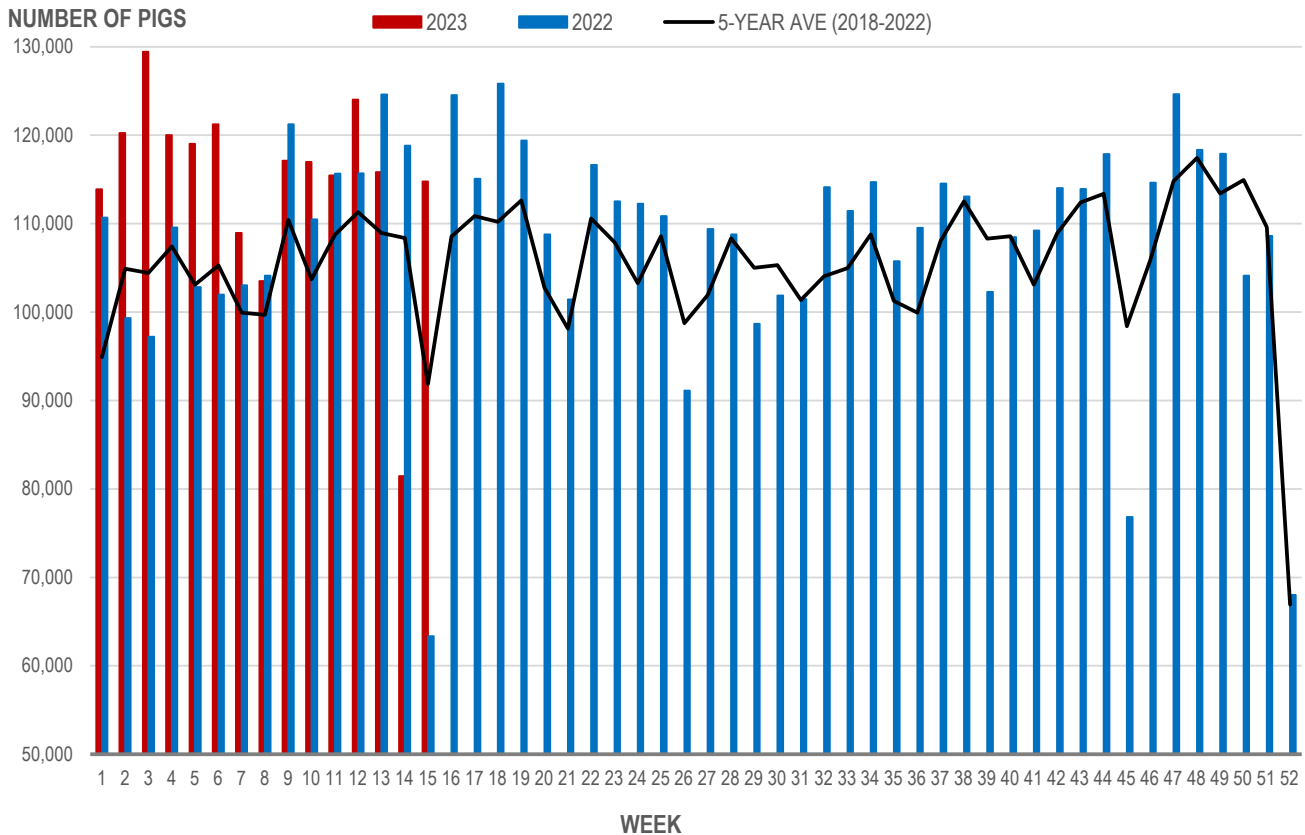
Source: Manitoba major processors

Number of Pigs Processed by Major Processors

Week	Week ending date	2023	2022	Change from Previous Week	Change from Previous Year
12	2023-03-24	124,046	115,705	7.4%	7.2%
13	2023-03-31	115,836	124,626	-6.6%	-7.1%
14	2023-04-07	81,454	118,822	-29.7%	-31.4%
15	2023-04-14	114,766	63,362	40.9%	81.1%
Four week average		109,026	105,629	-	3.2%

Source: Manitoba major processors.

NUMBER OF PIGS PROCESSED BY MAJOR PROCESSORS WEEKLY



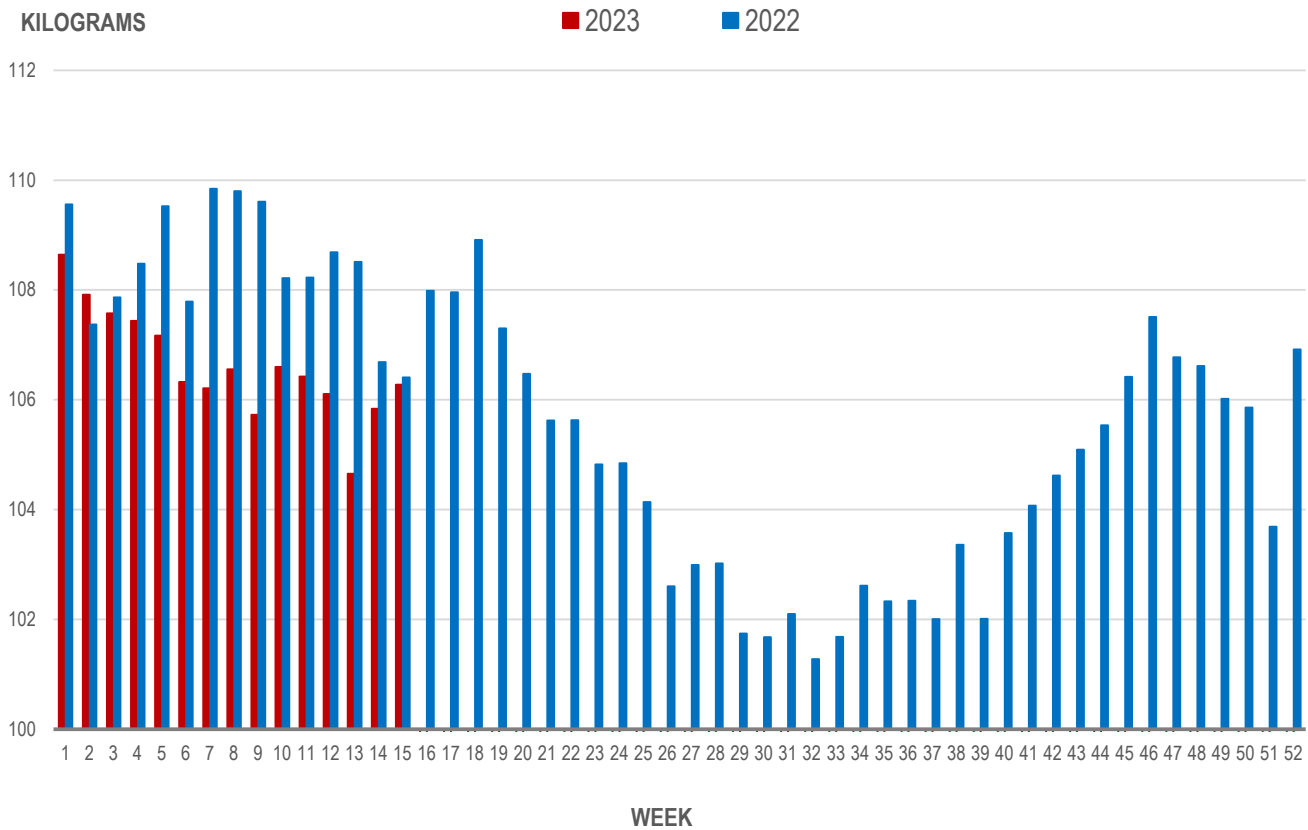
Source: Manitoba major processors

Average Weight of Hogs Processed by Major Processors, Kg

Week	Week ending date	2023	2022	Change from Previous Week	Change from Previous Year
12	2023-03-24	106.11	108.69	-0.3%	-2.4%
13	2023-03-31	104.65	108.51	-1.4%	-3.6%
14	2023-04-07	105.84	106.69	1.1%	-0.8%
15	2023-04-14	106.28	106.41	0.4%	-0.1%
Four week average		105.72	107.57	-	-1.7%

Source: Manitoba major processors.

AVERAGE WEIGHT OF HOGS PROCESSED BY MAJOR PROCESSORS WEEKLY



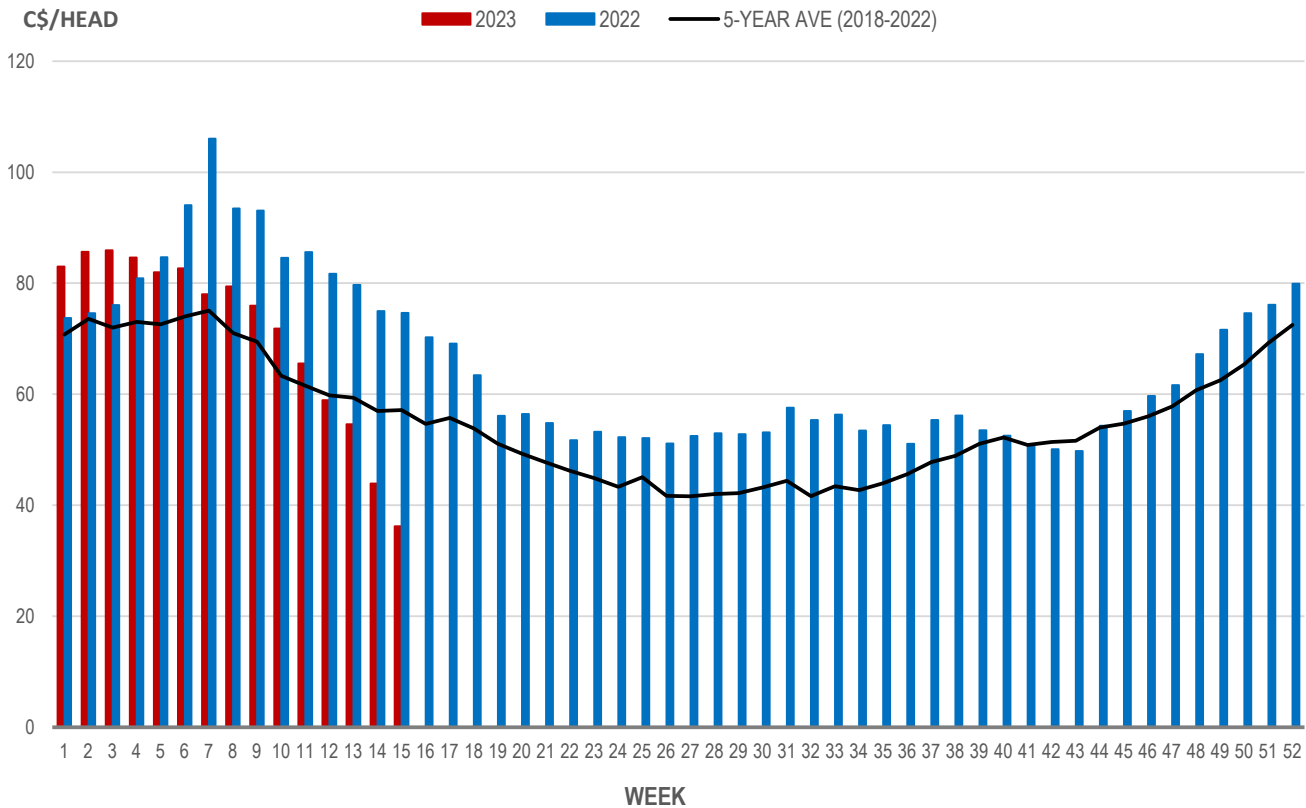
Source: Manitoba major processors

Weaning Pigs (U.S. Total Composite Weighted Average Price per Head)

	Formula and Cash Low, US\$/Head	Formula and Cash High, US\$/Head	Wtd Avg Price, US\$/Head	Wtd Avg Price, C\$/Head
Early Weaned (10-12 lb)	10.00	47.31	27.10	36.21
Feeder Pigs (40 lb)	53.00	77.00	71.32	95.30

Source: USDA, AMS

EARLY WEANED PIGS (U.S. TOTAL COMPOSITE WEIGHTED AVERAGE PRICE PER HEAD) WEEKLY



Source: USDA, AMS

Contact us

Go to manitoba.ca/agriculture and click on Markets and Statistics

Email us at industryintelligence@gov.mb.ca

Follow us on Twitter @MBGovAg