

MANITOBA MARKETS

# Hog Prices



April 4, 2023

[Click here for definitions of how data is collected and calculated.](#)

## Exchange rates (Friday close)

1 US \$ = C \$1.3533

1 EURO = C \$1.4708

1 Yen = C \$0.01018

[Data source: Bank of Canada](#)

[Click to view the interactive hog dashboards for current and historical charts.](#)

## Manitoba Weighted Average Carcass Prices (including premiums and discounts)

### All In Weights C\$/100 kg

Week	Week ending date	2023	2022	Change from Previous Week	Change from Previous Year
10	2023-03-10	224.96	247.40	1.3%	-9.1%
11	2023-03-17	226.55	248.21	0.7%	-8.7%
12	2023-03-24	220.07	247.97	-2.9%	-11.2%
13	2023-03-31	214.96	248.59	-2.3%	-13.5%
<b>Four week average</b>		<b>221.63</b>	<b>248.04</b>	<b>-</b>	<b>-10.6%</b>

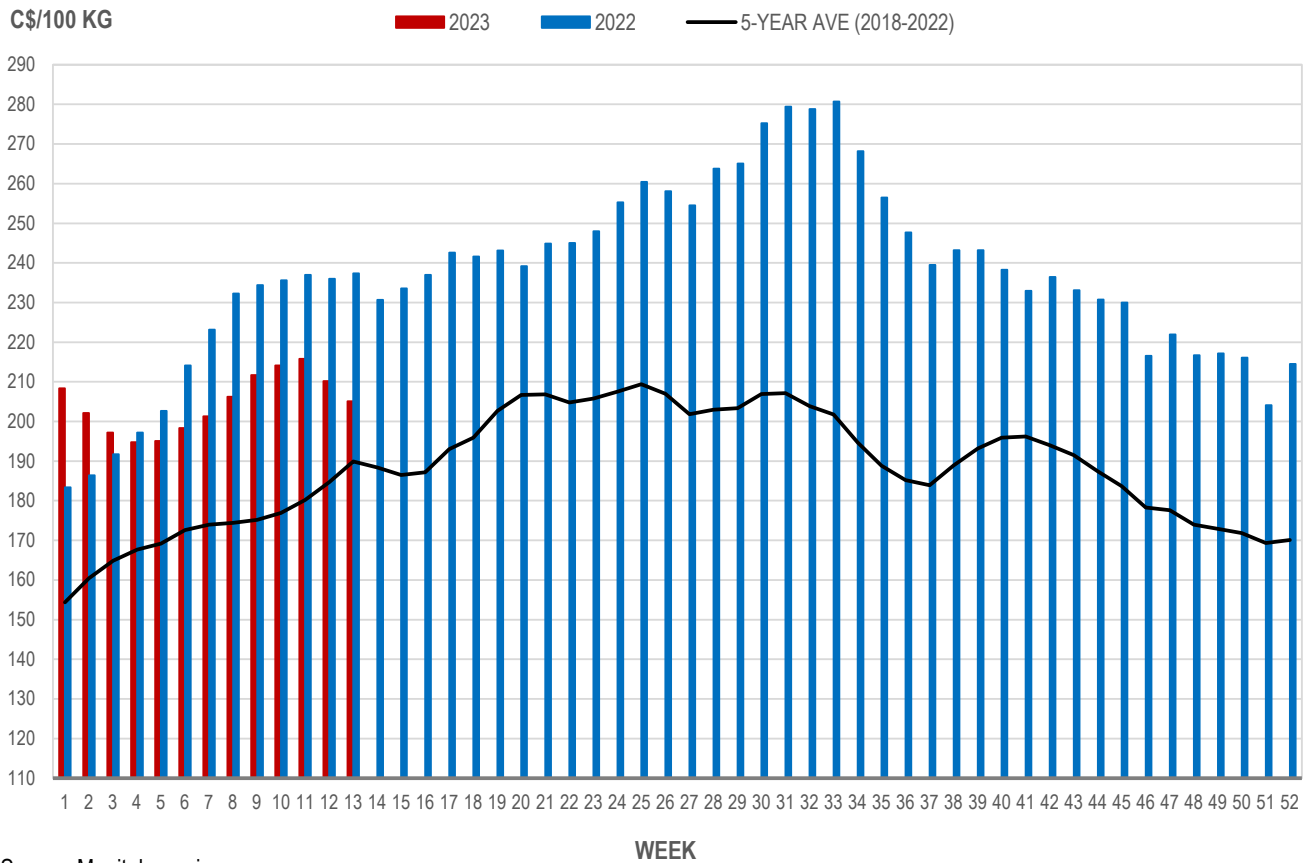
Source: Manitoba major processors.

## Index 100, C\$/100 kg

Week	Week ending date	2023	2022	Change from Previous Week	Change from Previous Year
10	2023-03-10	214.10	235.62	1.2%	-9.1%
11	2023-03-17	215.78	236.95	0.8%	-8.9%
12	2023-03-24	210.16	236.00	-2.6%	-10.9%
13	2023-03-31	205.11	237.34	-2.4%	-13.6%
<b>Four week average</b>		<b>211.29</b>	<b>236.48</b>	<b>-</b>	<b>-10.7%</b>

Source: Manitoba major processors.

## MANITOBA WEIGHTED AVERAGE INDEX 100 HOG PRICES WEEKLY



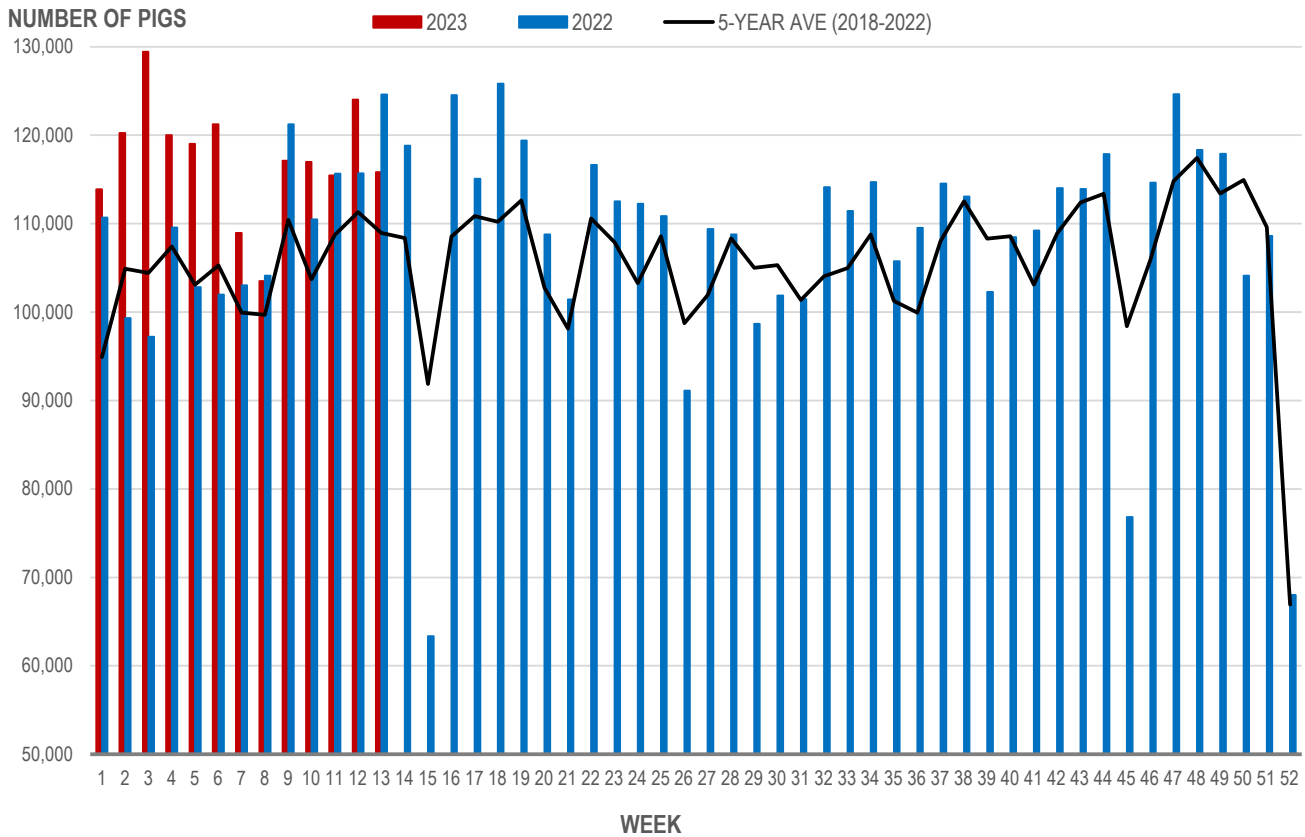
Source: Manitoba major processors

## Number of Pigs Processed by Major Processors

Week	Week ending date	2023	2022	Change from Previous Week	Change from Previous Year
10	2023-03-10	116,982	110,480	-0.1%	5.9%
11	2023-03-17	115,447	115,649	-1.3%	-0.2%
12	2023-03-24	124,046	115,705	7.4%	7.2%
13	2023-03-31	115,836	124,626	-6.6%	-7.1%
<b>Four week average</b>		<b>118,078</b>	<b>116,615</b>	<b>-</b>	<b>1.3%</b>

Source: Manitoba major processors.

### NUMBER OF PIGS PROCESSED BY MAJOR PROCESSORS WEEKLY



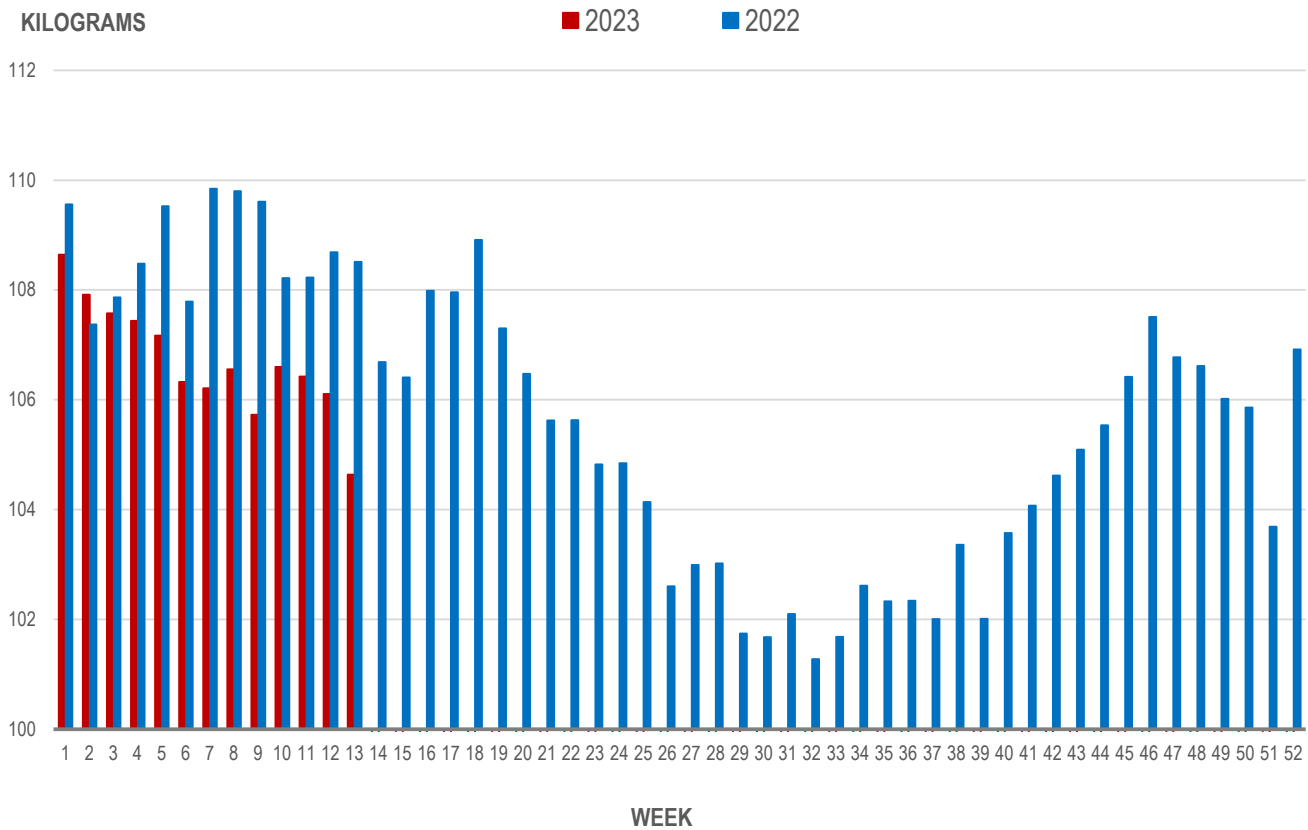
Source: Manitoba major processors

## Average Weight of Hogs Processed by Major Processors, Kg

Week	Week ending date	2023	2022	Change from Previous Week	Change from Previous Year
10	2023-03-10	106.60	108.22	0.8%	-1.5%
11	2023-03-17	106.42	108.23	-0.2%	-1.7%
12	2023-03-24	106.11	108.69	-0.3%	-2.4%
13	2023-03-31	104.64	108.51	-1.4%	-3.6%
<b>Four week average</b>		<b>105.94</b>	<b>108.41</b>	<b>-</b>	<b>-2.3%</b>

Source: Manitoba major processors.

## AVERAGE WEIGHT OF HOGS PROCESSED BY MAJOR PROCESSORS WEEKLY



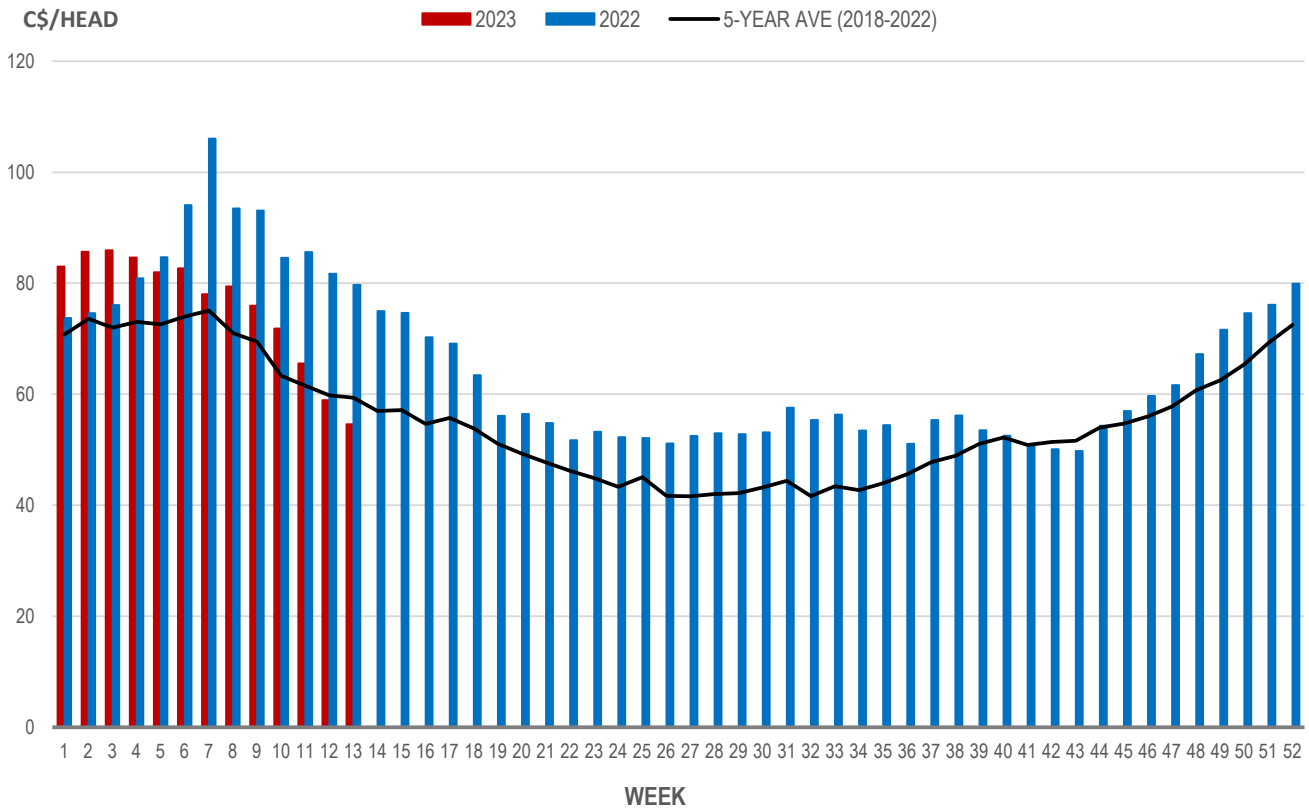
Source: Manitoba major processors

## Weaning Pigs (U.S. Total Composite Weighted Average Price per Head)

	Formula and Cash Low, US\$/Head	Formula and Cash High, US\$/Head	Wtd Avg Price, US\$/Head	Wtd Avg Price, C\$/Head
Early Weaned (10-12 lb)	20.00	52.49	40.33	54.58
Feeder Pigs (40 lb)	67.00	87.00	80.97	109.58

Source: USDA, AMS

### EARLY WEANED PIGS (U.S. TOTAL COMPOSITE WEIGHTED AVERAGE PRICE PER HEAD) WEEKLY



Source: USDA, AMS

### Contact us

Go to [manitoba.ca/agriculture](http://manitoba.ca/agriculture) and click on Markets and Statistics

Email us at [industryintelligence@gov.mb.ca](mailto:industryintelligence@gov.mb.ca)

Follow us on Twitter @MBGovAg