

Hog Prices



November 29, 2022

For definitions of how data is collected and calculated, please see

[MANITOBA MARKETS DEFINITIONS AND METHODOLOGIES](#)

Exchange rates (Friday close)

1 US \$ = C \$1.3377

1 EURO = C \$1.3905

1 Yen = C \$0.00961

<https://www.bankofcanada.ca/rates/exchange/daily-exchange-rates/>

View the interactive hog dashboards for current and historical charts:

<https://www.gov.mb.ca/agriculture/markets-and-statistics/livestock-statistics/livestock-market-prices-current.html>

Manitoba Weighted Average Carcass Prices (including premiums and discounts)

All In Weights C\$/100 kg

Week	Week ending date	2022	2021	Change from Previous Week	Change from Previous Year
44	2022-11-04	242.66	201.67	-0.9%	20.3%
45	2022-11-11	239.99	199.92	-1.1%	20.0%
46	2022-11-18	227.31	195.93	-5.3%	16.0%
47	2022-11-25	233.44	190.90	2.7%	22.3%
Four week average		235.85	197.11	-	19.7%

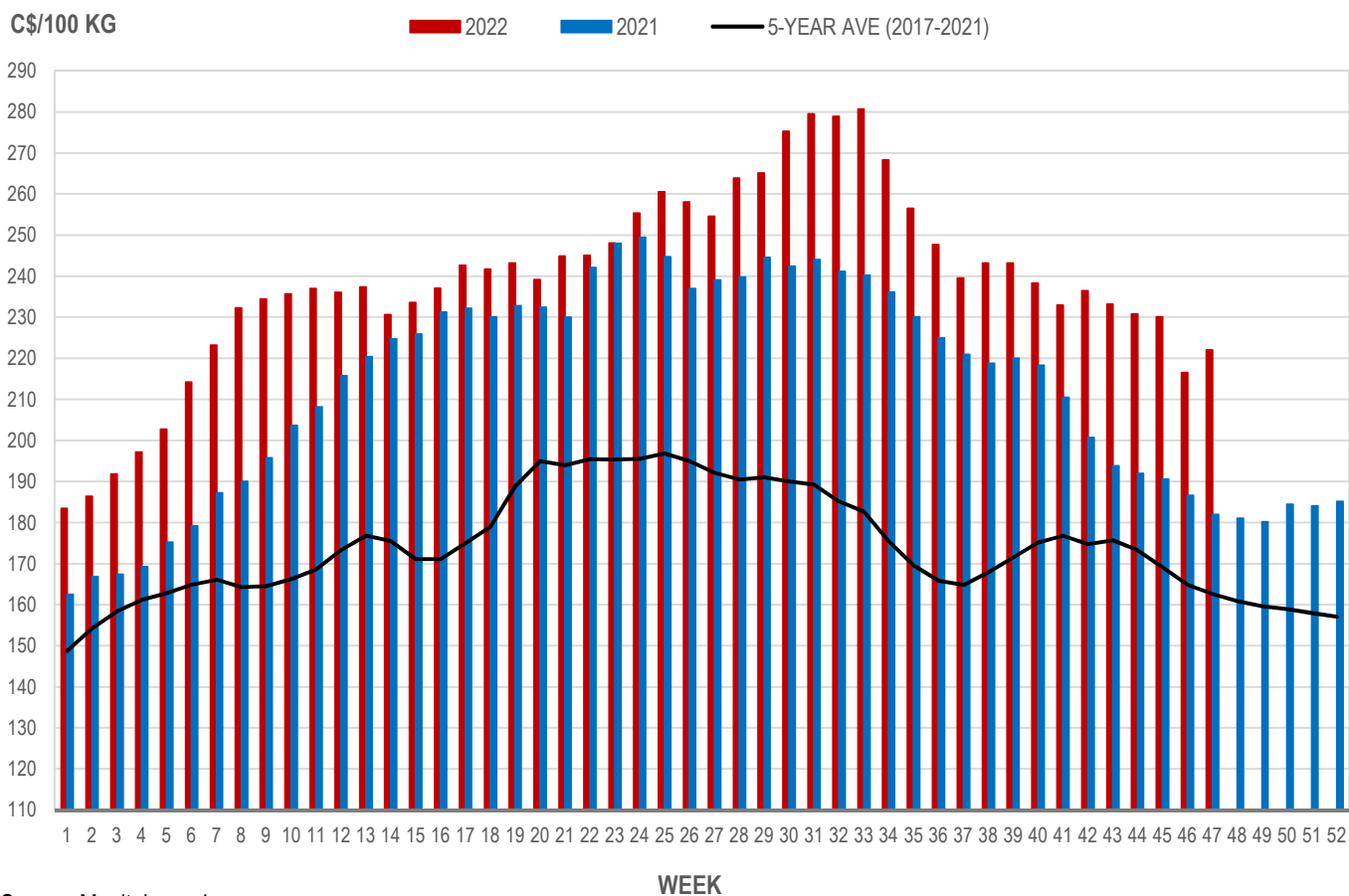
Source: Manitoba major processors.

Index 100, C\$/100 kg

Week	Week ending date	2022	2021	Change from Previous Week	Change from Previous Year
44	2022-11-04	230.76	191.88	-1.0%	20.3%
45	2022-11-11	230.00	190.56	-0.3%	20.7%
46	2022-11-18	216.53	186.59	-5.9%	16.0%
47	2022-11-25	221.95	181.95	2.5%	22.0%
Four week average		224.81	187.74	-	19.7%

Source: Manitoba major processors.

MANITOBA WEIGHTED AVERAGE INDEX 100 HOG PRICES WEEKLY



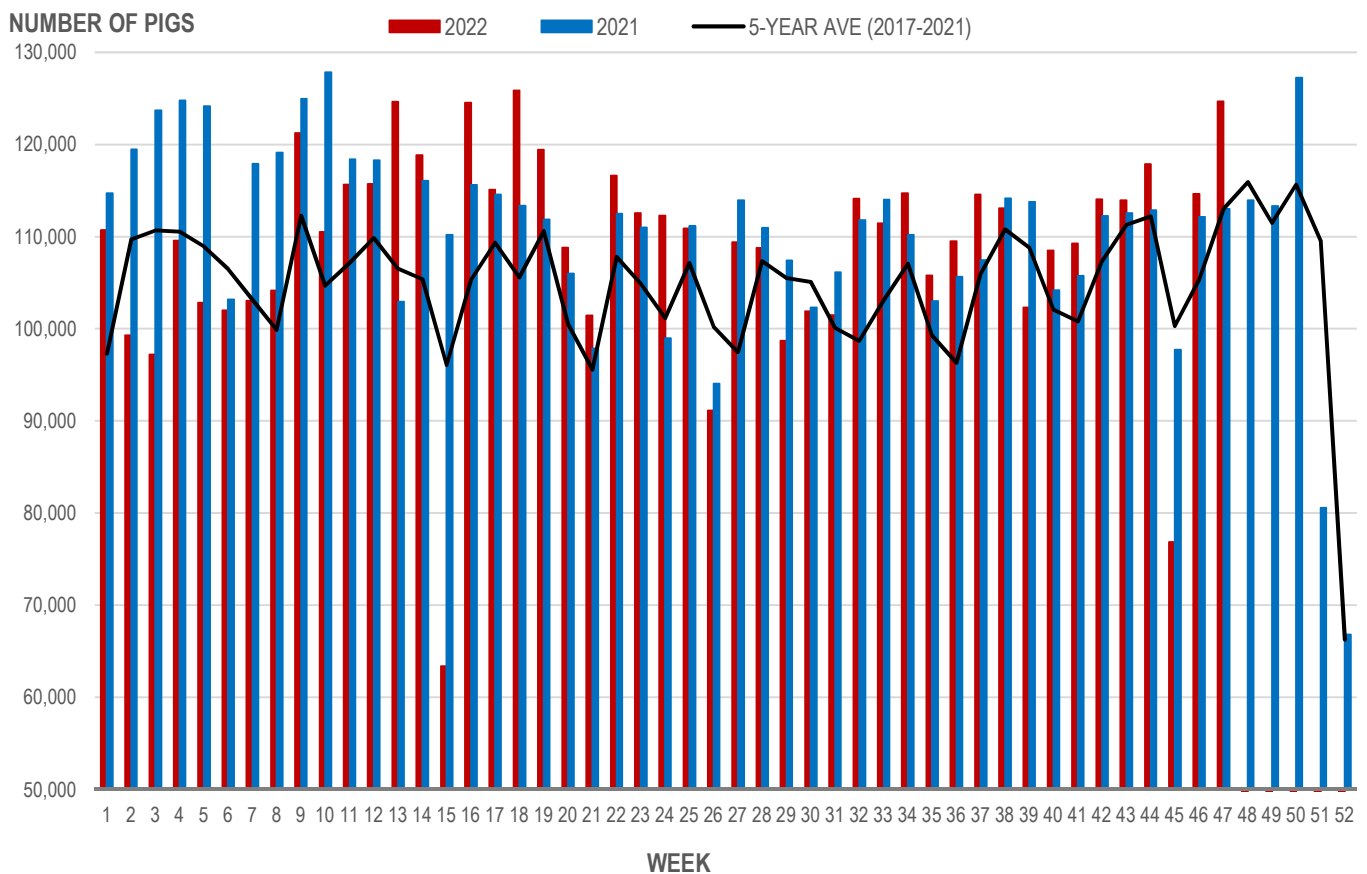
Source: Manitoba major processors

Number of Pigs Processed by Major Processors

Week	Week ending date	2022	2021	Change from Previous Week	Change from Previous Year
44	2022-11-04	117,862	112,846	3.5%	4.4%
45	2022-11-11	76,835	97,734	-34.8%	-21.4%
46	2022-11-18	114,650	112,122	49.2%	2.3%
47	2022-11-25	124,656	113,022	8.7%	10.3%
Four week average		108,501	108,931	-	-0.4%

Source: Manitoba major processors.

NUMBER OF PIGS PROCESSED BY MAJOR PROCESSORS WEEKLY



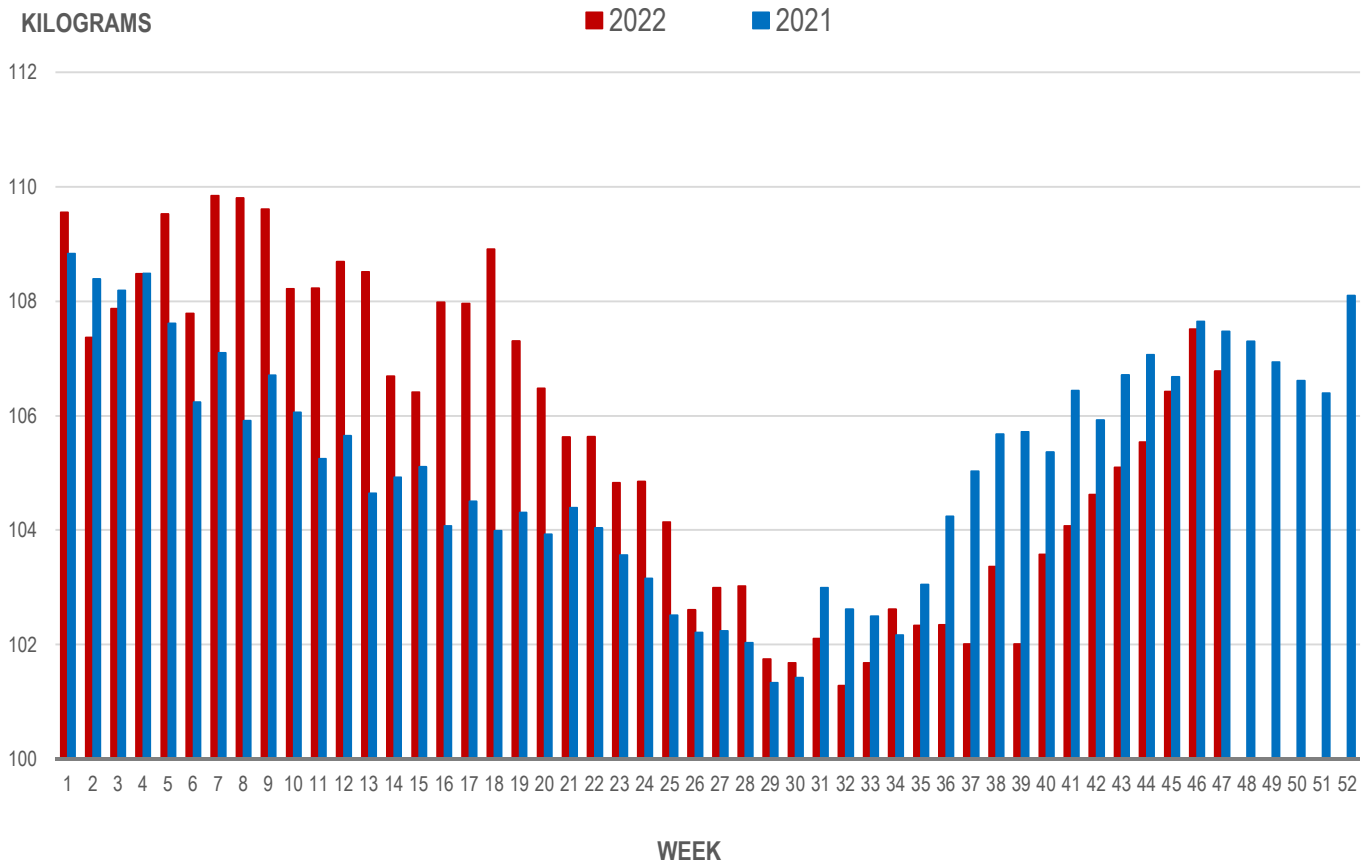
Source: Manitoba major processors

Average Weight of Hogs Processed by Major Processors, Kg

Week	Week ending date	2022	2021	Change from Previous Week	Change from Previous Year
44	2022-11-04	105.54	107.07	0.4%	-1.4%
45	2022-11-11	106.42	106.68	0.8%	-0.2%
46	2022-11-18	107.51	107.65	1.0%	-0.1%
47	2022-11-25	106.77	107.47	-0.7%	-0.7%
Four week average		106.56	107.22	-	-0.6%

Source: Manitoba major processors.

AVERAGE WEIGHT OF HOGS PROCESSED BY MAJOR PROCESSORS WEEKLY



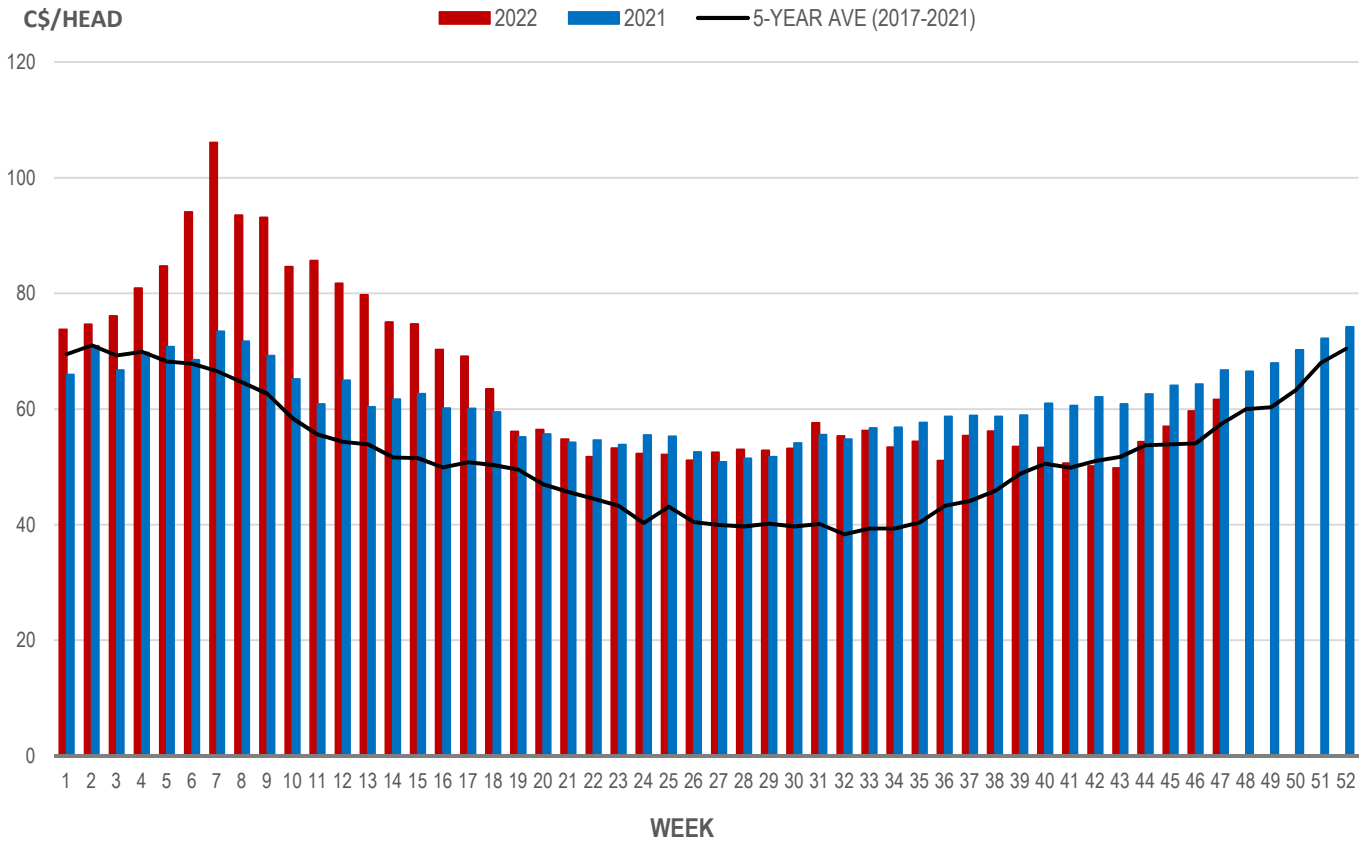
Source: Manitoba major processors

Weaning Pigs (U.S. Total Composite Weighted Average Price per Head)

	Formula and Cash Low, US\$/Head	Formula and Cash High, US\$/Head	Wtd Avg Price, US\$/Head	Wtd Avg Price, C\$/Head
Early Weaned (10-12 lb)	35.00	54.00	46.10	61.67
Feeder Pigs (40 lb)	53.00	77.00	62.04	82.99

Source: USDA, AMS

EARLY WEANED PIGS (U.S. TOTAL COMPOSITE WEIGHTED AVERAGE PRICE PER HEAD) WEEKLY



Source: USDA, AMS

Contact us

Go to manitoba.ca/agriculture and click on Markets and Statistics

Email us at industryintelligence@gov.mb.ca

Follow us on Twitter @MBGovAg