

MANITOBA MARKETS

Hog Prices



October 18, 2022

For definitions of how data is collected and calculated, please see

[MANITOBA MARKETS DEFINITIONS AND METHODOLOGIES](#)

Exchange rates (Friday close)

1 US \$ = C \$1.3856

1 EURO = C \$1.3486

1 Yen = C \$0.00934

<https://www.bankofcanada.ca/rates/exchange/daily-exchange-rates/>

View the interactive hog dashboards for current and historical charts:

<https://www.gov.mb.ca/agriculture/markets-and-statistics/livestock-statistics/livestock-market-prices-current.html>

Manitoba Weighted Average Carcass Prices (including premiums and discounts)

All In Weights C\$/100 kg

Week	Week ending date	2022	2021	Change from Previous Week	Change from Previous Year
38	2022-09-23	255.37	230.30	1.5%	10.9%
39	2022-09-30	254.49	231.49	-0.3%	9.9%
40	2022-10-07	251.46	230.33	-1.2%	9.2%
41	2022-10-14	242.90	220.30	-3.4%	10.3%
Four week average		251.06	228.11	-	10.1%

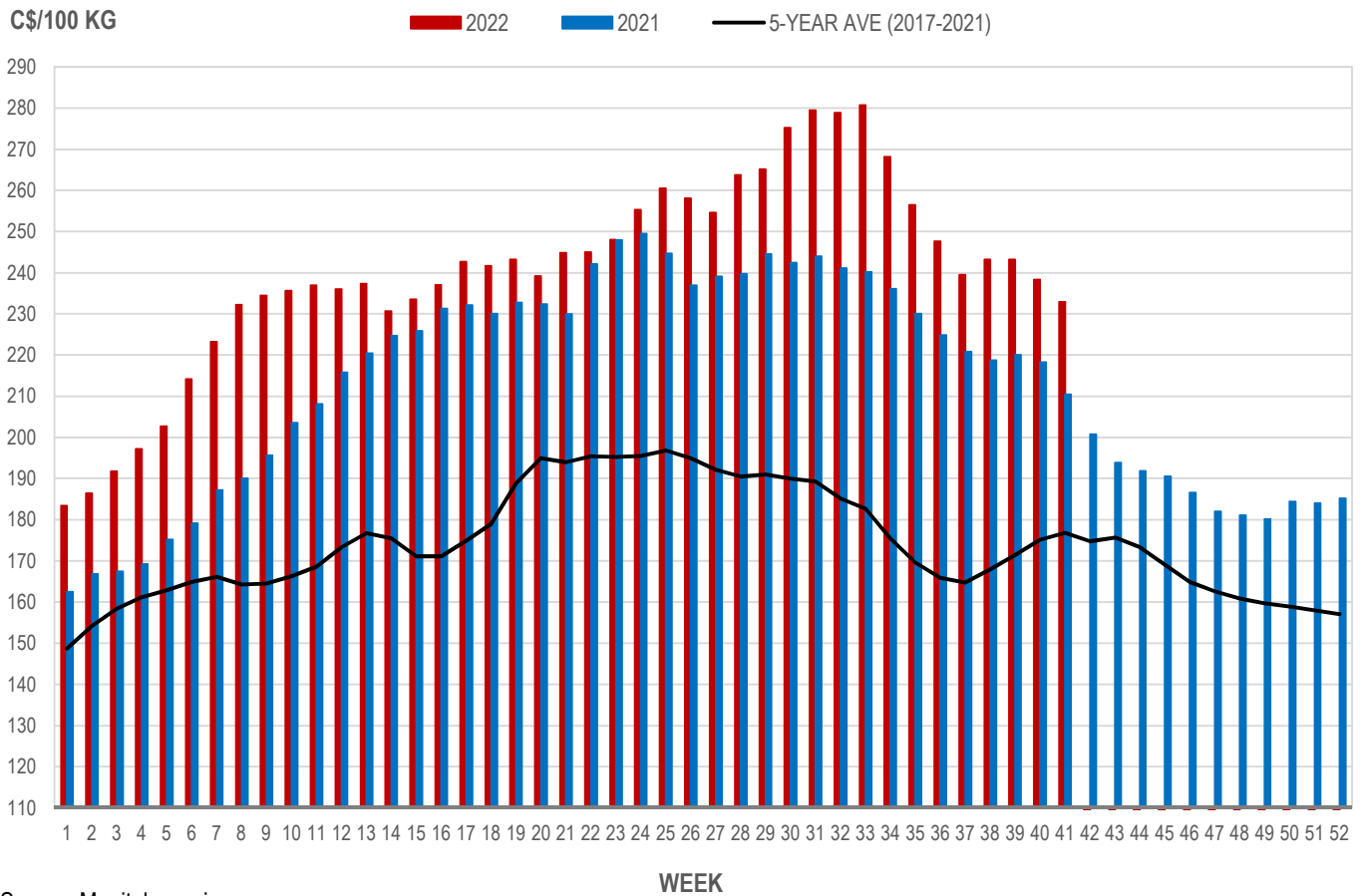
Source: Manitoba major processors.

Index 100, C\$/100 kg

Week	Week ending date	2022	2021	Change from Previous Week	Change from Previous Year
38	2022-09-23	243.19	218.73	1.5%	11.2%
39	2022-09-30	243.17	220.01	0.0%	10.5%
40	2022-10-07	238.28	218.23	-2.0%	9.2%
41	2022-10-14	232.93	210.43	-2.2%	10.7%
Four week average		239.39	216.85	-	10.4%

Source: Manitoba major processors.

MANITOBA WEIGHTED AVERAGE INDEX 100 HOG PRICES WEEKLY



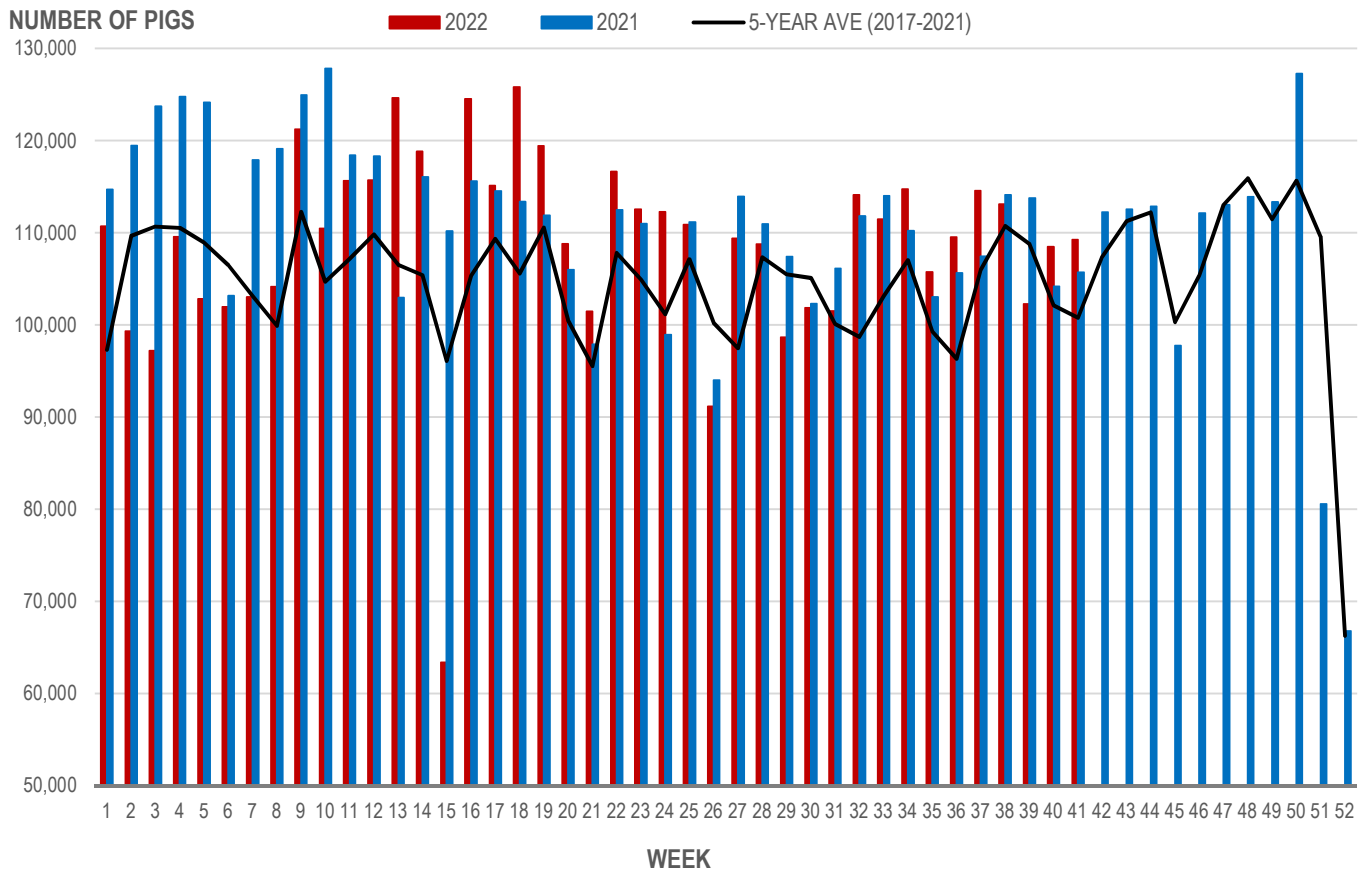
Source: Manitoba major processors

Number of Pigs Processed by Major Processors

Week	Week ending date	2022	2021	Change from Previous Week	Change from Previous Year
38	2022-09-23	113,086	114,125	-1.3%	-0.9%
39	2022-09-30	102,279	113,766	-9.6%	-10.1%
40	2022-10-07	108,473	104,159	6.1%	4.1%
41	2022-10-14	109,245	105,716	0.7%	3.3%
Four week average		108,271	109,442	-	-1.1%

Source: Manitoba major processors.

NUMBER OF PIGS PROCESSED BY MAJOR PROCESSORS WEEKLY



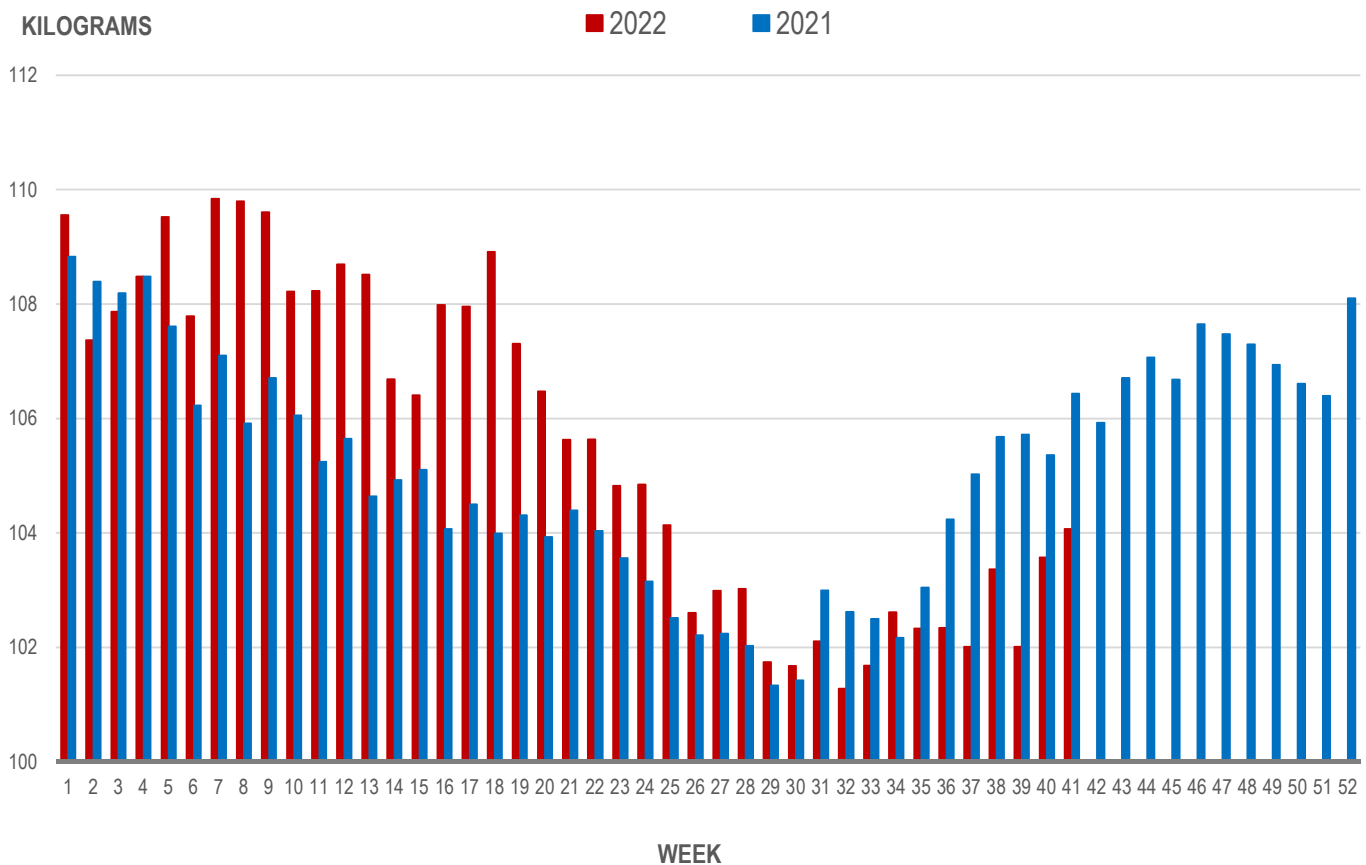
Source: Manitoba major processors

Average Weight of Hogs Processed by Major Processors, Kg

Week	Week ending date	2022	2021	Change from Previous Week	Change from Previous Year
38	2022-09-23	103.36	105.67	1.3%	-2.2%
39	2022-09-30	102.01	105.72	-1.3%	-3.5%
40	2022-10-07	103.57	105.36	1.5%	-1.7%
41	2022-10-14	104.07	106.44	0.5%	-2.2%
Four week average		103.25	105.80	-	-2.4%

Source: Manitoba major processors.

AVERAGE WEIGHT OF HOGS PROCESSED BY MAJOR PROCESSORS WEEKLY



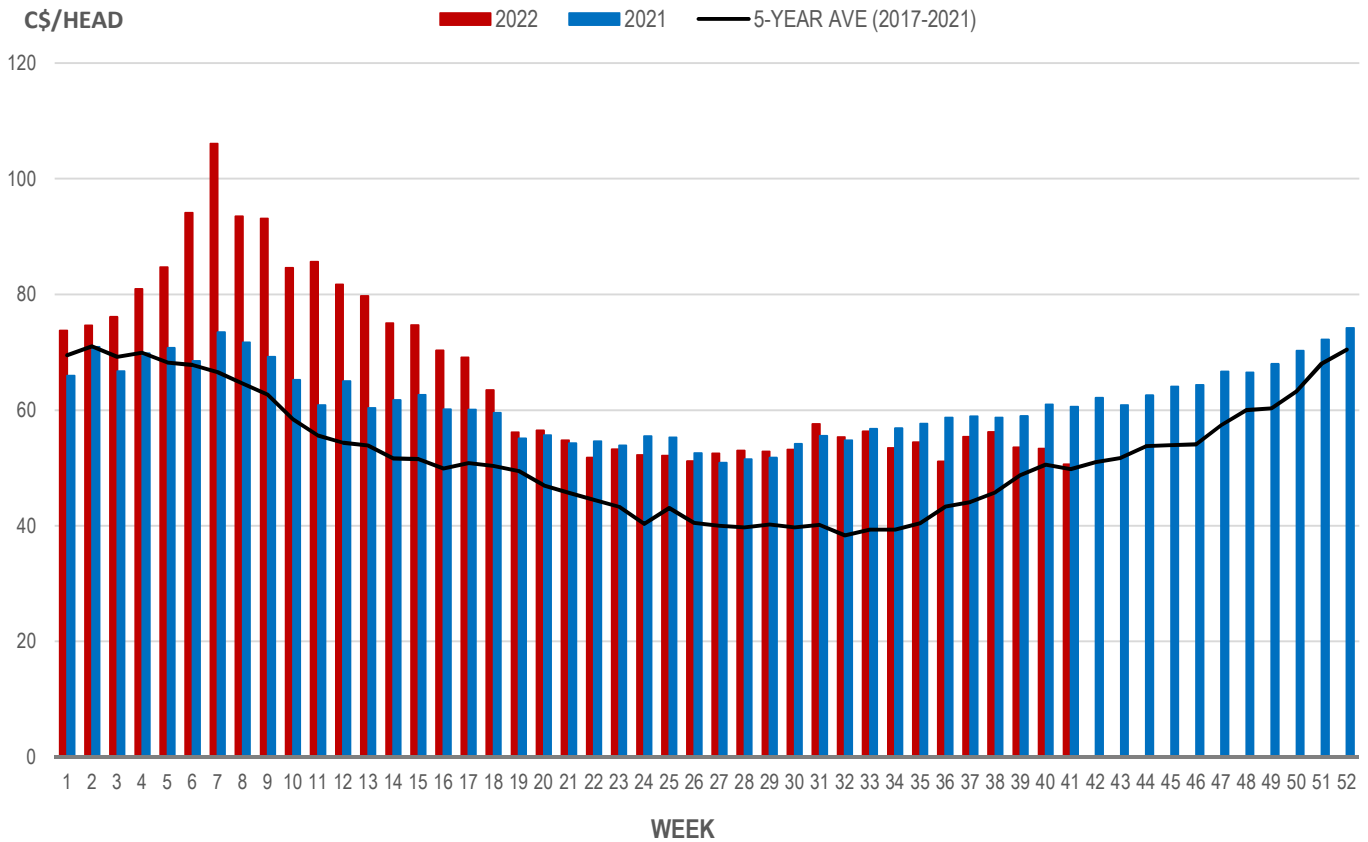
Source: Manitoba major processors

Weaning Pigs (U.S. Total Composite Weighted Average Price per Head)

	Formula and Cash Low, US\$/Head	Formula and Cash High, US\$/Head	Wtd Avg Price, US\$/Head	Wtd Avg Price, C\$/Head
Early Weaned (10-12 lb)	21.00	50.38	36.53	50.62
Feeder Pigs (40 lb)	40.00	55.00	50.48	69.95

Source: USDA, AMS

EARLY WEANED PIGS (U.S. TOTAL COMPOSITE WEIGHTED AVERAGE PRICE PER HEAD) WEEKLY



Source: USDA, AMS

Contact us

Go to manitoba.ca/agriculture and click on Markets and Statistics
 Email us at industryintelligence@gov.mb.ca
 Follow us on Twitter @MBGovAg