

MANITOBA MARKETS

Hog Prices



October 4, 2022

For definitions of how data is collected and calculated, please see

[MANITOBA MARKETS DEFINITIONS AND METHODOLOGIES](#)

Exchange rates (Friday close)

1 US \$ = C \$1.3707

1 EURO = C \$1.3383

1 Yen = C \$0.00948

<https://www.bankofcanada.ca/rates/exchange/daily-exchange-rates/>

View the interactive hog dashboards for current and historical charts:

<https://www.gov.mb.ca/agriculture/markets-and-statistics/livestock-statistics/livestock-market-prices-current.html>

Manitoba Weighted Average Carcass Prices (including premiums and discounts)

All In Weights C\$/100 kg

Week	Week ending date	2022	2021	Change from Previous Week	Change from Previous Year
36	2022-09-09	258.10	234.83	-4.5%	9.9%
37	2022-09-16	251.55	232.26	-2.5%	8.3%
38	2022-09-23	255.37	230.30	1.5%	10.9%
39	2022-09-30	254.49	231.49	-0.3%	9.9%
Four week average		254.88	232.22	-	9.8%

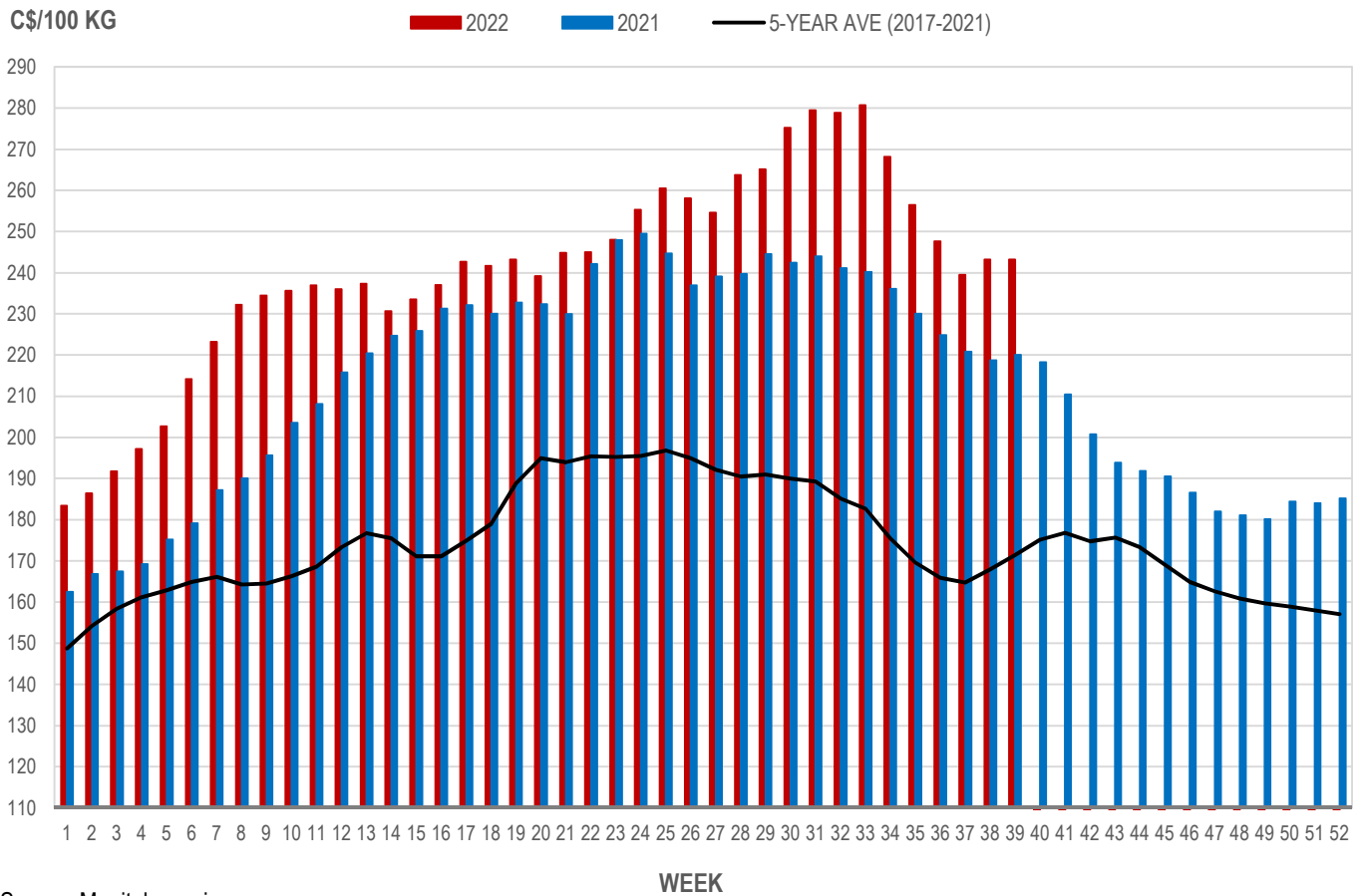
Source: Manitoba major processors.

Index 100, C\$/100 kg

Week	Week ending date	2022	2021	Change from Previous Week	Change from Previous Year
36	2022-09-09	247.66	224.91	-3.4%	10.1%
37	2022-09-16	239.48	220.88	-3.3%	8.4%
38	2022-09-23	243.19	218.73	1.5%	11.2%
39	2022-09-30	243.17	220.01	0.0%	10.5%
Four week average		243.38	221.13	-	10.1%

Source: Manitoba major processors.

MANITOBA WEIGHTED AVERAGE INDEX 100 HOG PRICES WEEKLY



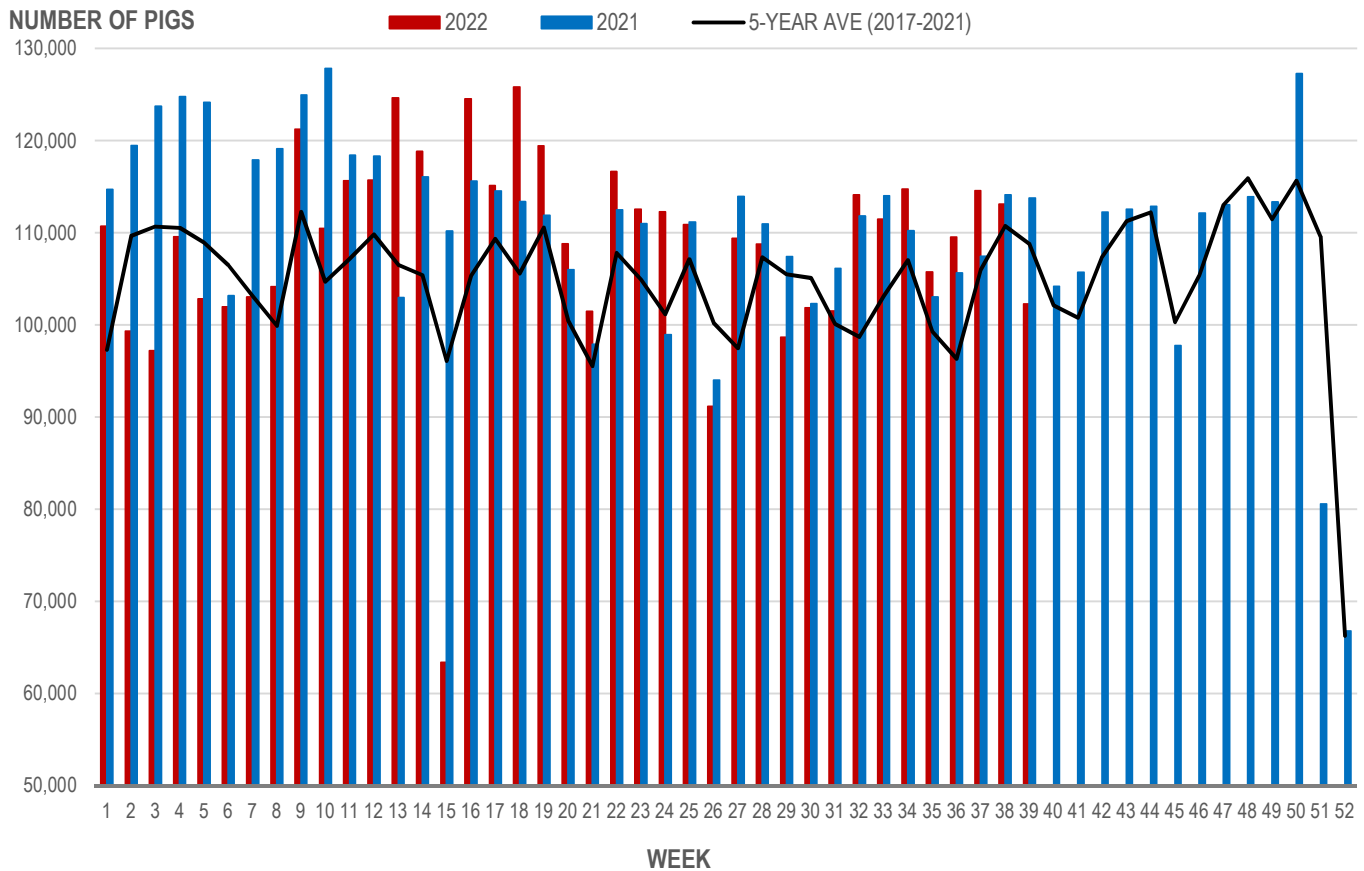
Source: Manitoba major processors

Number of Pigs Processed by Major Processors

Week	Week ending date	2022	2021	Change from Previous Week	Change from Previous Year
36	2022-09-09	109,521	105,638	3.6%	3.7%
37	2022-09-16	114,536	107,439	4.6%	6.6%
38	2022-09-23	113,086	114,125	-1.3%	-0.9%
39	2022-09-30	102,279	113,766	-9.6%	-10.1%
Four week average		109,856	110,242	-	-0.4%

Source: Manitoba major processors.

NUMBER OF PIGS PROCESSED BY MAJOR PROCESSORS WEEKLY



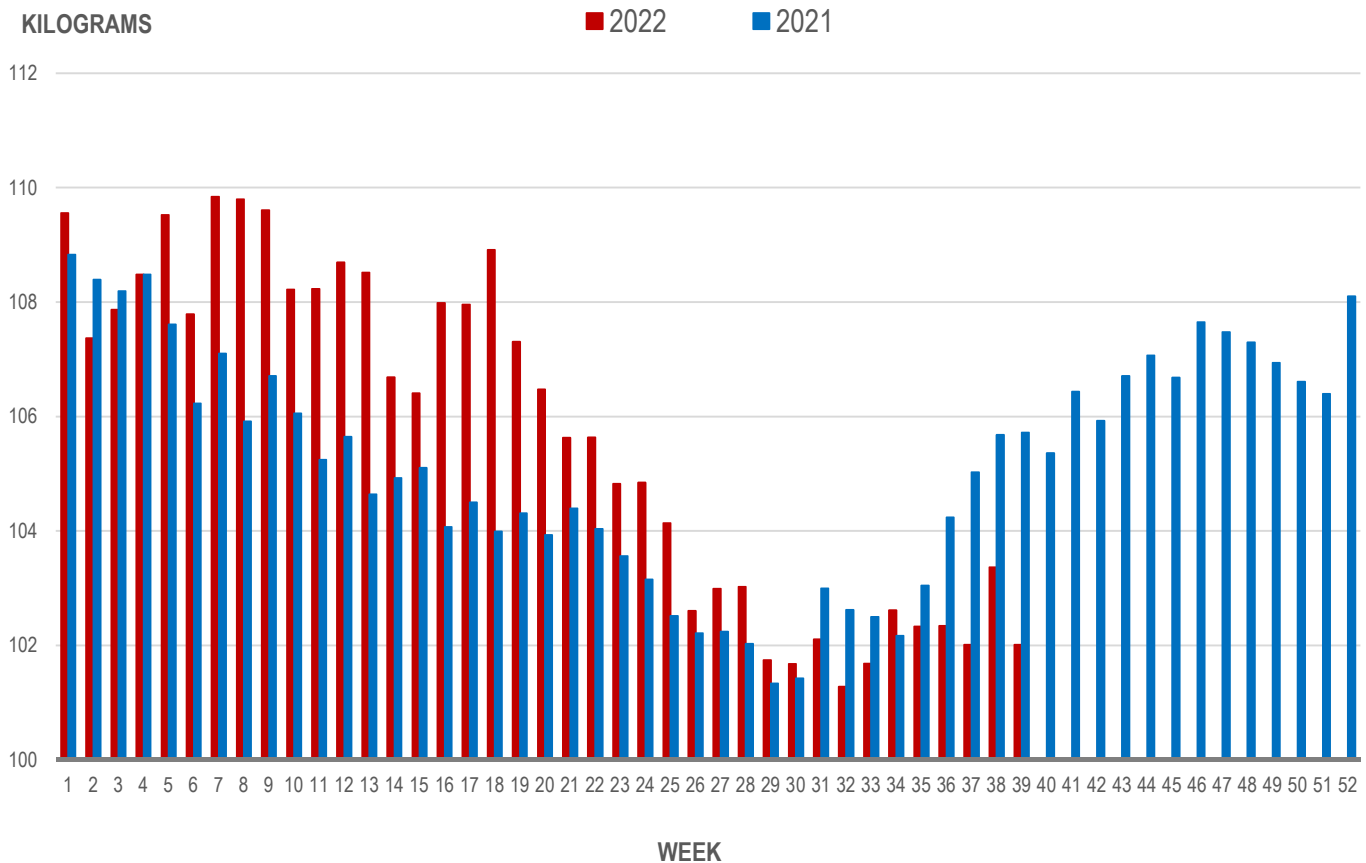
Source: Manitoba major processors

Average Weight of Hogs Processed by Major Processors, Kg

Week	Week ending date	2022	2021	Change from Previous Week	Change from Previous Year
36	2022-09-09	102.34	104.24	0.0%	-1.8%
37	2022-09-16	102.01	105.02	-0.3%	-2.9%
38	2022-09-23	103.36	105.67	1.3%	-2.2%
39	2022-09-30	102.01	105.72	-1.3%	-3.5%
Four week average		102.43	105.16	-	-2.6%

Source: Manitoba major processors.

AVERAGE WEIGHT OF HOGS PROCESSED BY MAJOR PROCESSORS WEEKLY



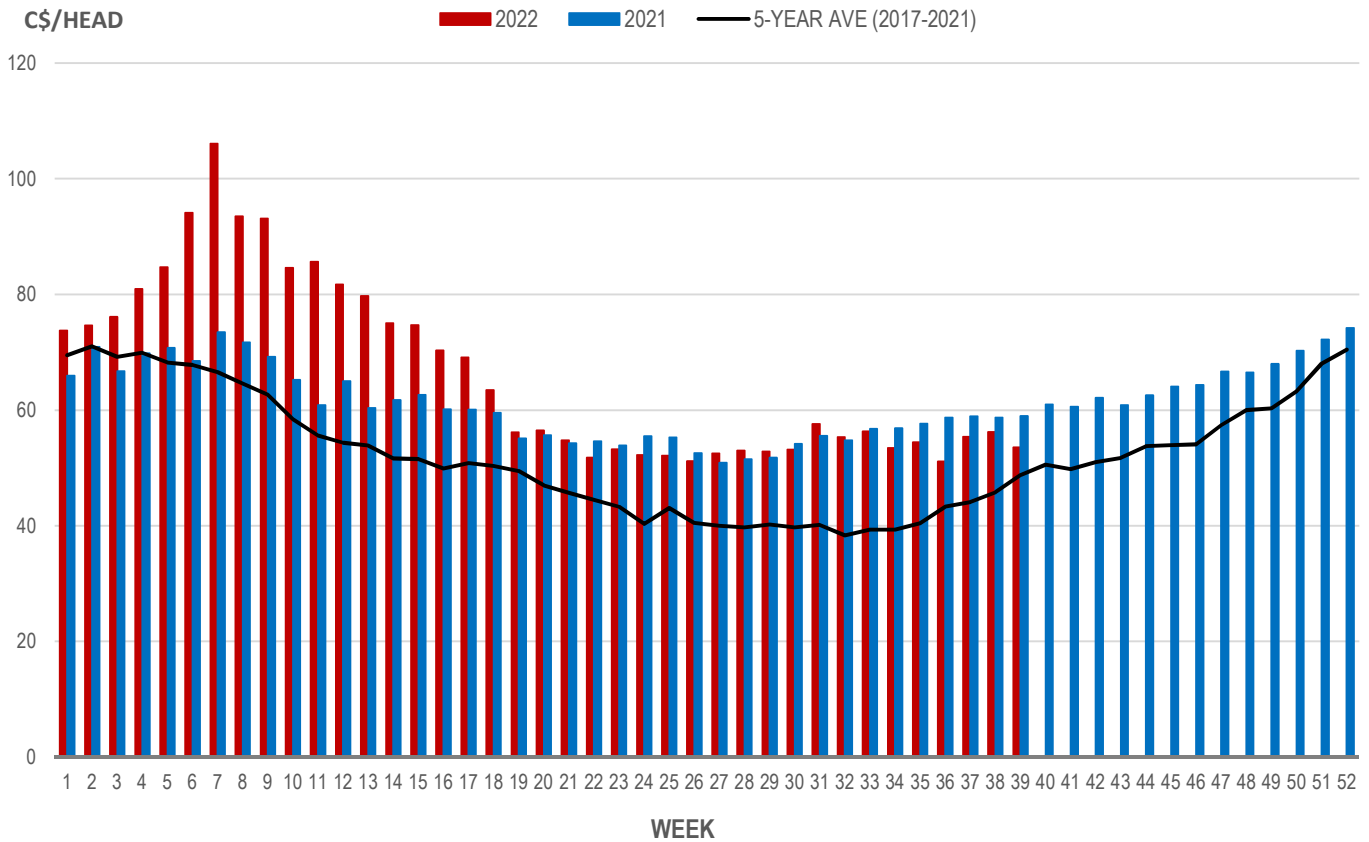
Source: Manitoba major processors

Weaning Pigs (U.S. Total Composite Weighted Average Price per Head)

	Formula and Cash Low, US\$/Head	Formula and Cash High, US\$/Head	Wtd Avg Price, US\$/Head	Wtd Avg Price, C\$/Head
Early Weaned (10-12 lb)	20.00	54.61	39.05	53.53
Feeder Pigs (40 lb)	35.00	65.00	53.31	73.07

Source: USDA, AMS

EARLY WEANED PIGS (U.S. TOTAL COMPOSITE WEIGHTED AVERAGE PRICE PER HEAD) WEEKLY



Source: USDA, AMS

Contact us

Go to manitoba.ca/agriculture and click on Markets and Statistics
 Email us at industryintelligence@gov.mb.ca
 Follow us on Twitter @MBGovAg