

# Hog Prices



September 13, 2022

For definitions of how data is collected and calculated, please see [MANITOBA MARKETS DEFINITIONS AND METHODOLOGIES](#)

## Exchange rates (Friday close)

1 US \$ = C \$1.3035

1 EURO = C \$1.3094

1 Yen = C \$0.00914

<https://www.bankofcanada.ca/rates/exchange/daily-exchange-rates/>

View the interactive hog dashboards for current and historical charts:

<https://www.gov.mb.ca/agriculture/markets-and-statistics/livestock-statistics/livestock-market-prices-current.html>

## Manitoba Weighted Average Carcass Prices (including premiums and discounts)

### All In Weights C\$/100 kg

Week	Week ending date	2022	2021	Change from Previous Week	Change from Previous Year
33	2022-08-19	294.89	252.48	0.8%	16.8%
34	2022-08-26	281.82	247.80	-4.4%	13.7%
35	2022-09-02	270.38	242.59	-4.1%	11.5%
36	2022-09-09	258.10	234.83	-4.5%	9.9%
<b>Four week average</b>		<b>276.30</b>	<b>244.43</b>	<b>-</b>	<b>13.0%</b>

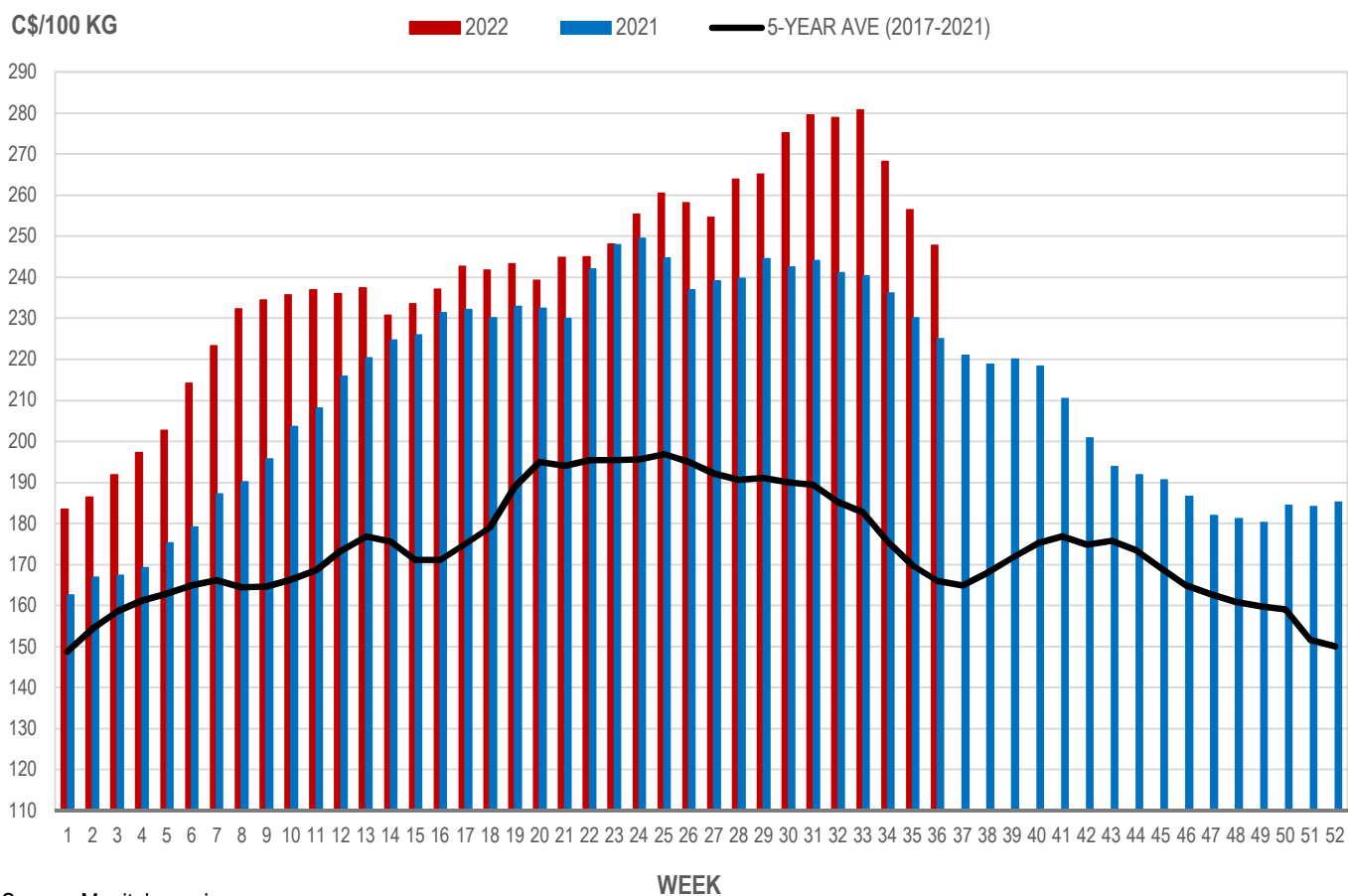
Source: Manitoba major processors.

## Index 100, C\$/100 kg

Week	Week ending date	2022	2021	Change from Previous Week	Change from Previous Year
33	2022-08-19	280.70	240.23	0.7%	16.8%
34	2022-08-26	268.18	236.10	-4.5%	13.6%
35	2022-09-02	256.46	230.02	-4.4%	11.5%
36	2022-09-09	247.66	224.91	-3.4%	10.1%
<b>Four week average</b>		<b>263.25</b>	<b>232.81</b>	<b>-</b>	<b>13.1%</b>

Source: Manitoba major processors.

## MANITOBA WEIGHTED AVERAGE INDEX 100 HOG PRICES WEEKLY



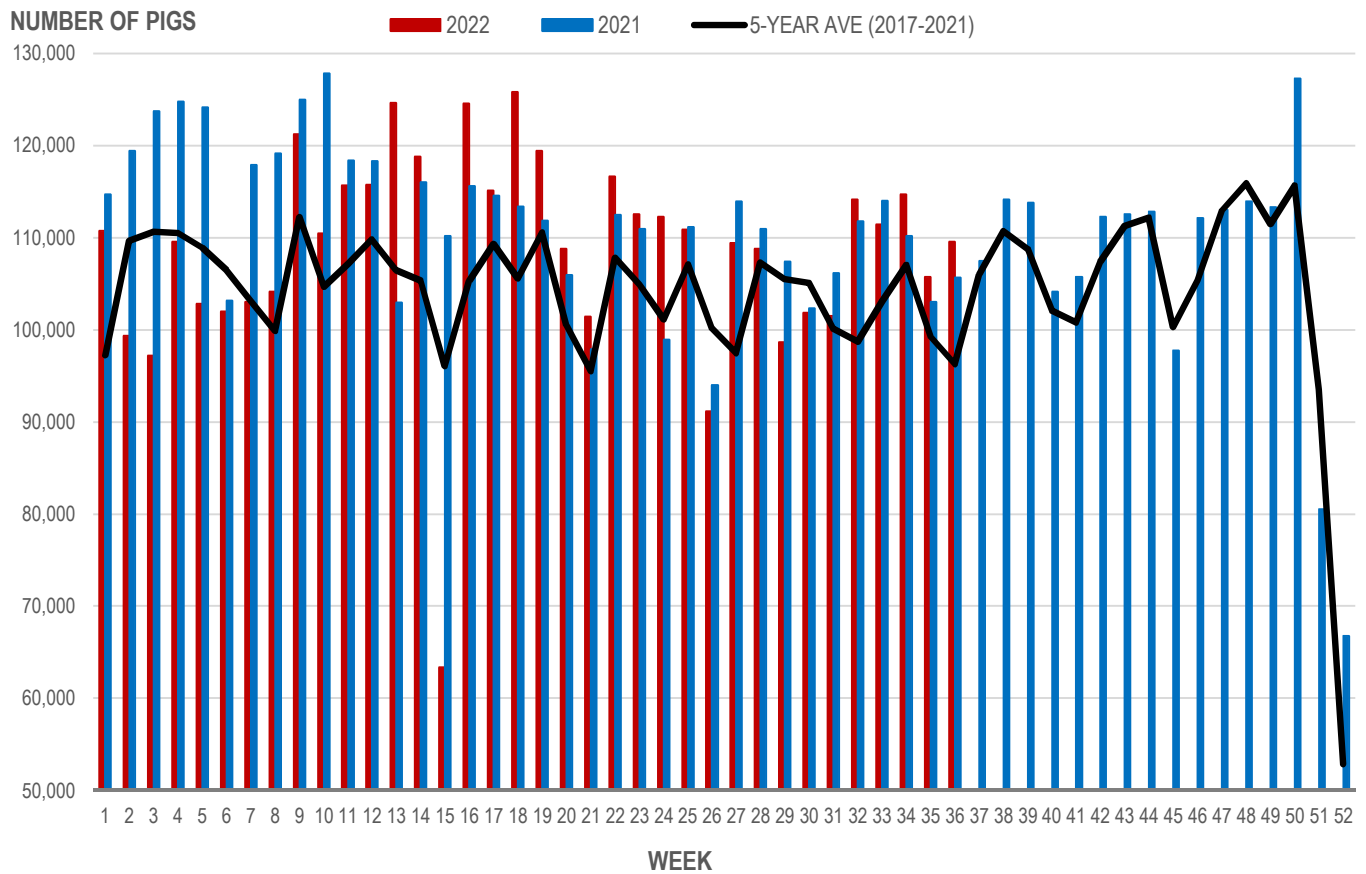
Source: Manitoba major processors

## Number of Pigs Processed by Major Processors

Week	Week ending date	2022	2021	Change from Previous Week	Change from Previous Year
33	2022-08-19	111,453	114,009	-2.3%	-2.2%
34	2022-08-26	114,709	110,194	2.9%	4.1%
35	2022-09-02	105,750	103,003	-7.8%	2.7%
36	2022-09-09	109,521	105,638	3.6%	3.7%
<b>Four week average</b>		<b>110,358</b>	<b>108,211</b>	<b>-</b>	<b>2.0%</b>

Source: Manitoba major processors.

### NUMBER OF PIGS PROCESSED BY MAJOR PROCESSORS WEEKLY



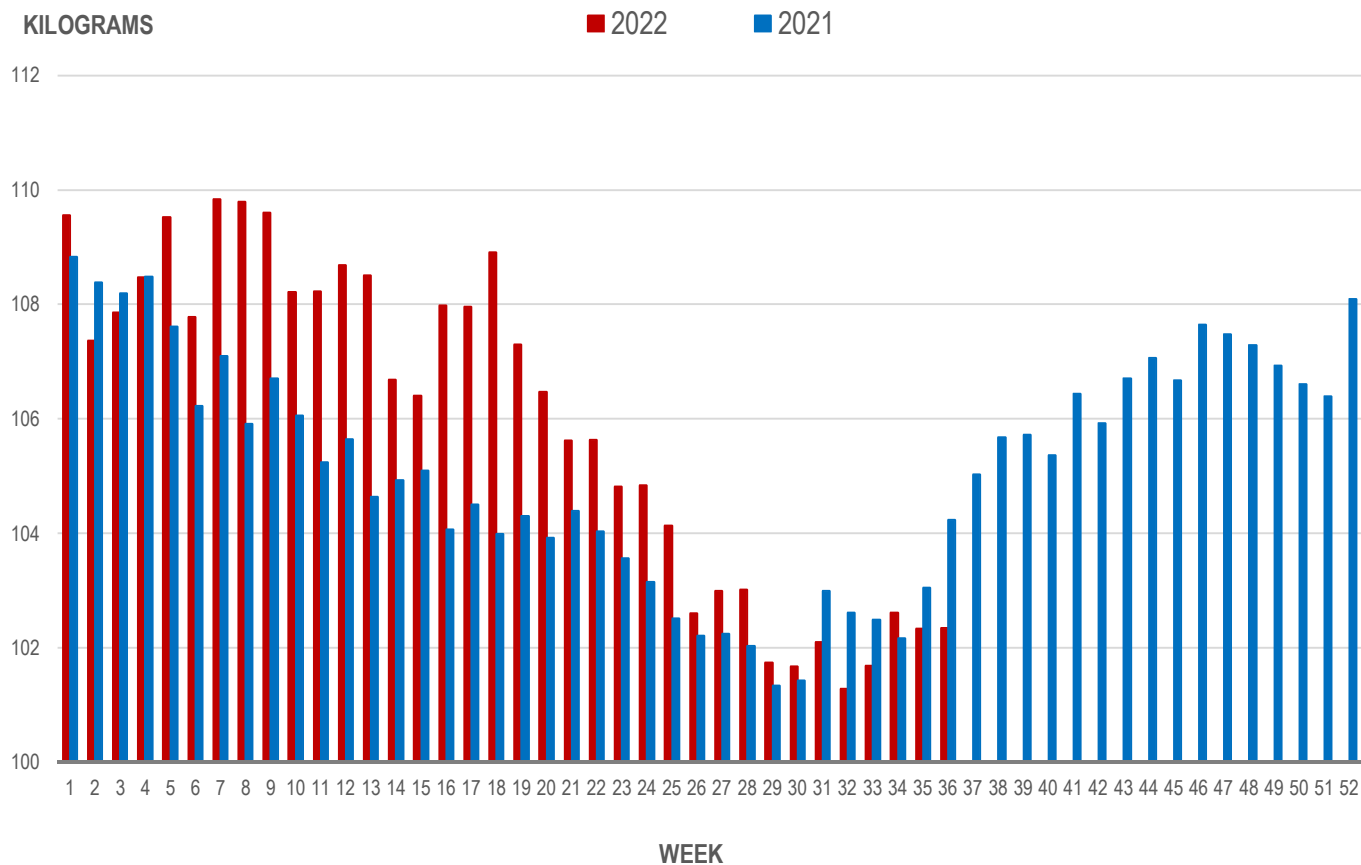
Source: Manitoba major processors

## Average Weight of Hogs Processed by Major Processors, Kg

Week	Week ending date	2022	2021	Change from Previous Week	Change from Previous Year
33	2022-08-19	101.68	102.50	0.4%	-0.8%
34	2022-08-26	102.62	102.17	0.9%	0.4%
35	2022-09-02	102.33	103.05	-0.3%	-0.7%
36	2022-09-09	102.34	104.24	0.0%	-1.8%
<b>Four week average</b>		<b>102.24</b>	<b>102.99</b>	<b>-</b>	<b>-0.7%</b>

Source: Manitoba major processors.

## AVERAGE WEIGHT OF HOGS PROCESSED BY MAJOR PROCESSORS WEEKLY



Source: Manitoba major processors

**CME FUTURES PRICES, US\$/lb, Friday settle price**

	<b>LEAN HOG</b>	<b>Change *</b>	<b>PORK CUTOUT</b>	<b>Change *</b>
Oct 2022	93.18	3.15	102.95	2.20
Dec 2022	83.13	0.42	93.80	0.63
Feb 2023	87.43	0.72	96.25	0.65
Apr 2023	92.08	0.92	98.50	0.75
May 2023	96.78	1.20	102.78	1.23
Jun 2023	102.00	1.03	108.28	1.35
Jul 2023	101.93	0.85	107.03	1.35
Aug 2023	100.70	0.65	106.50	1.35
Oct 2023	87.13	-0.08	97.30	1.35
Dec 2023	81.00	-0.05	90.68	1.35
Feb 2024	84.40	-0.57	92.20	1.35

Source: CME

\* Price change from previous week, US\$

**MAPLE LEAF Sig #4 - Contract Prices Top of Range**

	<b>Sig #4 Price C\$/100 kg</b>	<b>Change *</b>
Oct 2022	207.21	1.12
Nov 2022	195.93	-0.63
Dec 2022	188.52	-0.60
Jan 2023	191.96	0.37
Feb 2023	199.39	0.35
Mar 2023	200.89	1.32
Apr 2023	210.01	-0.21
May 2023	220.55	0.47

Source: HAMs Marketing

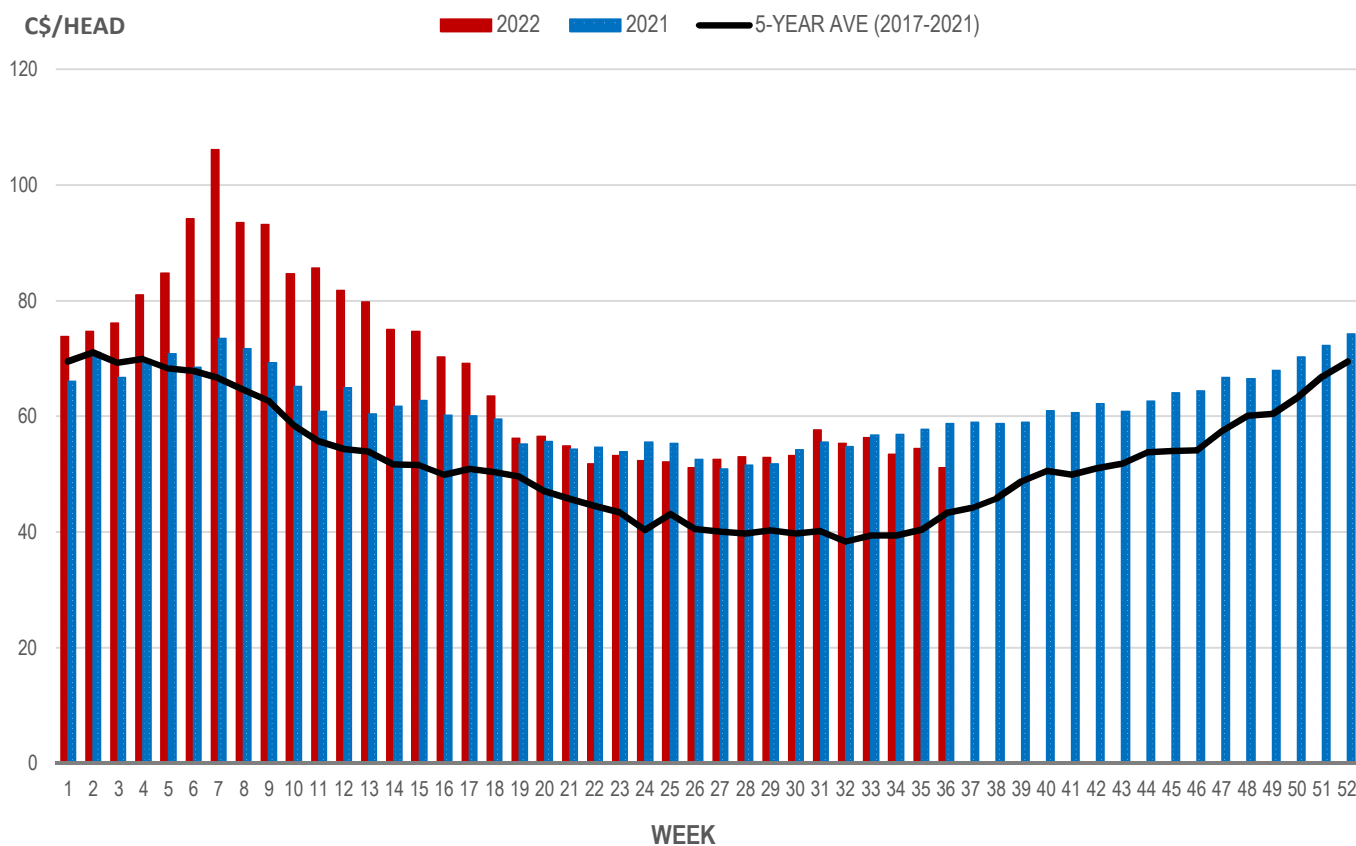
\* Price change from previous week, C\$

## Weaning Pigs (U.S. Total Composite Weighted Average Price per Head)

	Formula and Cash Low, US\$/Head	Formula and Cash High, US\$/Head	Wtd Avg Price, US\$/Head	Wtd Avg Price, C\$/Head
Early Weaned (10-12 lb)	20.00	50.15	39.20	51.10
Feeder Pigs (40 lb)	51.00	74.00	65.06	84.81

Source: USDA, AMS

### EARLY WEANED PIGS (U.S. TOTAL COMPOSITE WEIGHTED AVERAGE PRICE PER HEAD) WEEKLY



Source: USDA, AMS

### Contact us

Go to [manitoba.ca/agriculture](http://manitoba.ca/agriculture) and click on Markets and Statistics

Email us at [industryintelligence@gov.mb.ca](mailto:industryintelligence@gov.mb.ca)

Follow us on Twitter @MBGovAg