

MANITOBA MARKETS

Hog Prices



August 30, 2022

For definitions of how data is collected and calculated, please see
[MANITOBA MARKETS DEFINITIONS AND METHODOLOGIES](#)

Exchange rates (Friday close)

1 US \$ = C \$1.2989

1 EURO = C \$1.2988

1 Yen = C \$0.00947

<https://www.bankofcanada.ca/rates/exchange/daily-exchange-rates/>

View the interactive hog dashboards for current and historical charts:

<https://www.gov.mb.ca/agriculture/markets-and-statistics/livestock-statistics/livestock-market-prices-current.html>

Manitoba Weighted Average Carcass Prices (including premiums and discounts)

All In Weights C\$/100 kg

Week	Week ending date	2022	2021	Change from Previous Week	Change from Previous Year
31	2022-08-05	292.21	254.84	0.8%	14.7%
32	2022-08-12	292.67	253.23	0.2%	15.6%
33	2022-08-19	294.89	252.48	0.8%	16.8%
34	2022-08-26	281.82	247.80	-4.4%	13.7%
Four week average		290.40	252.09	-	15.2%

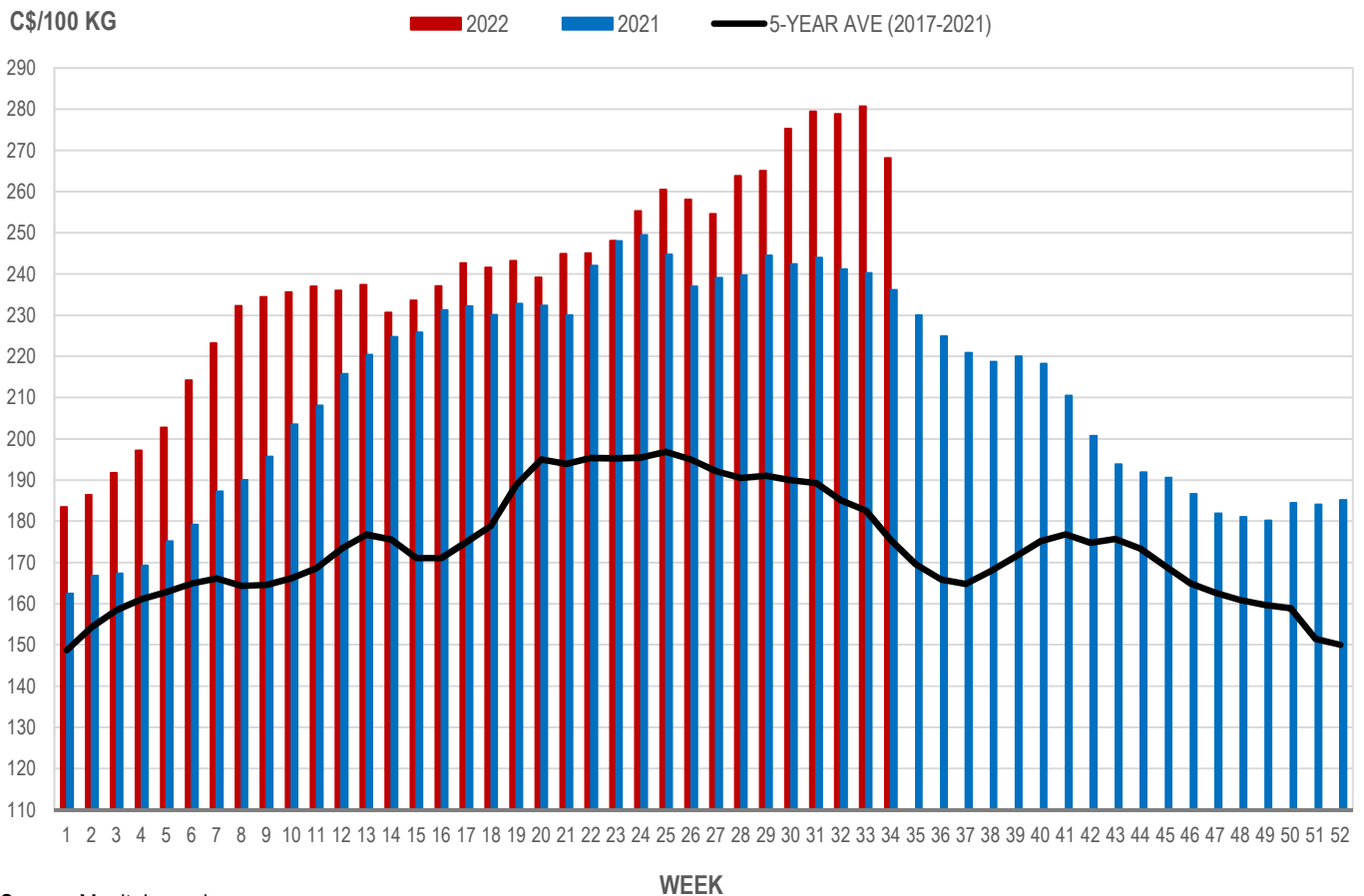
Source: Manitoba major processors.

Index 100, C\$/100 kg

Week	Week ending date	2022	2021	Change from Previous Week	Change from Previous Year
31	2022-08-05	279.43	243.98	1.5%	14.5%
32	2022-08-12	278.83	241.12	-0.2%	15.6%
33	2022-08-19	280.70	240.23	0.7%	16.8%
34	2022-08-26	268.18	236.10	-4.5%	13.6%
Four week average		276.79	240.36	-	15.2%

Source: Manitoba major processors.

MANITOBA WEIGHTED AVERAGE INDEX 100 HOG PRICES WEEKLY



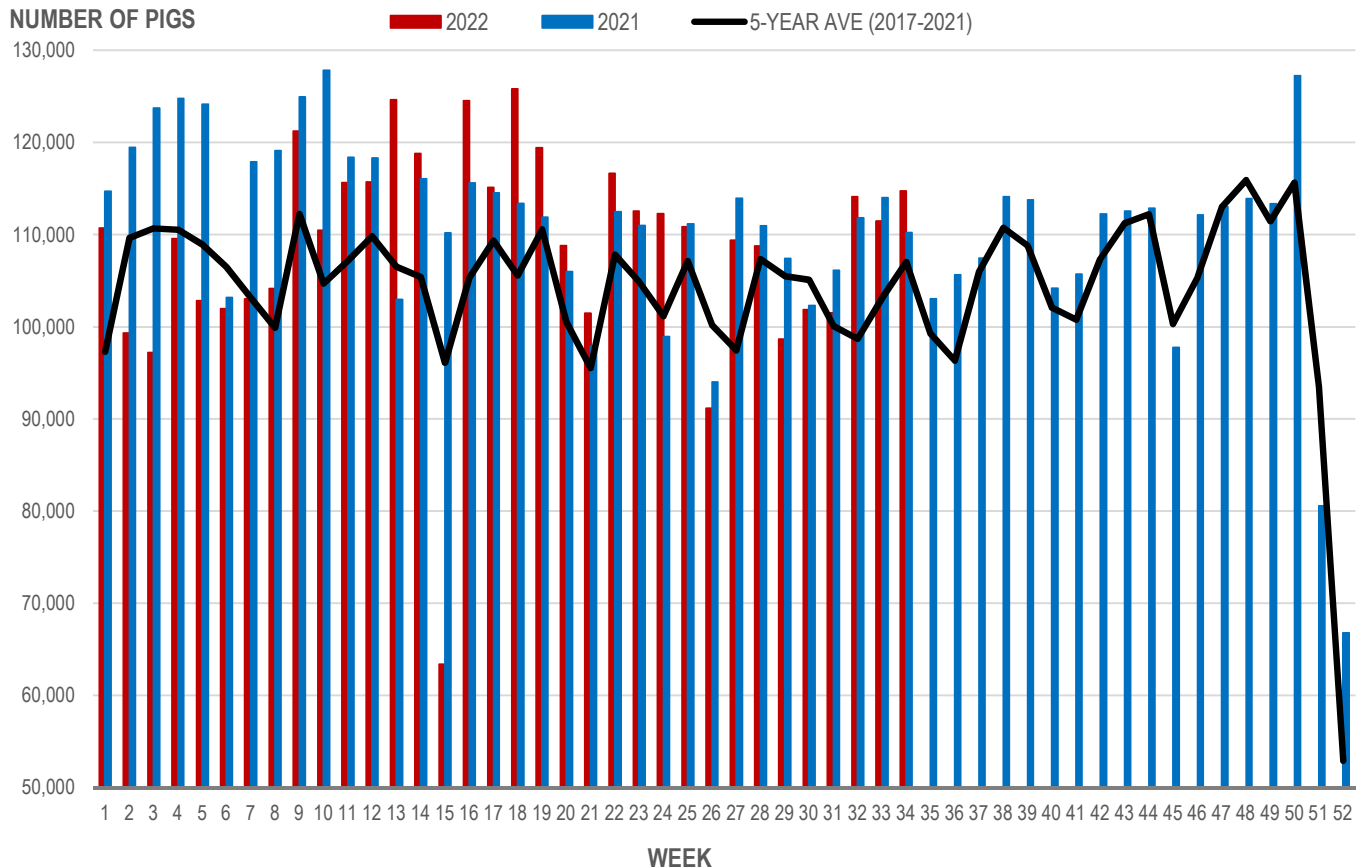
Source: Manitoba major processors

Number of Pigs Processed by Major Processors

Week	Week ending date	2022	2021	Change from Previous Week	Change from Previous Year
31	2022-08-05	101,472	106,126	-0.4%	-4.4%
32	2022-08-12	114,119	111,786	12.5%	2.1%
33	2022-08-19	111,453	114,009	-2.3%	-2.2%
34	2022-08-26	114,709	110,194	2.9%	4.1%
Four week average		110,438	110,529	-	-0.1%

Source: Manitoba major processors.

NUMBER OF PIGS PROCESSED BY MAJOR PROCESSORS WEEKLY



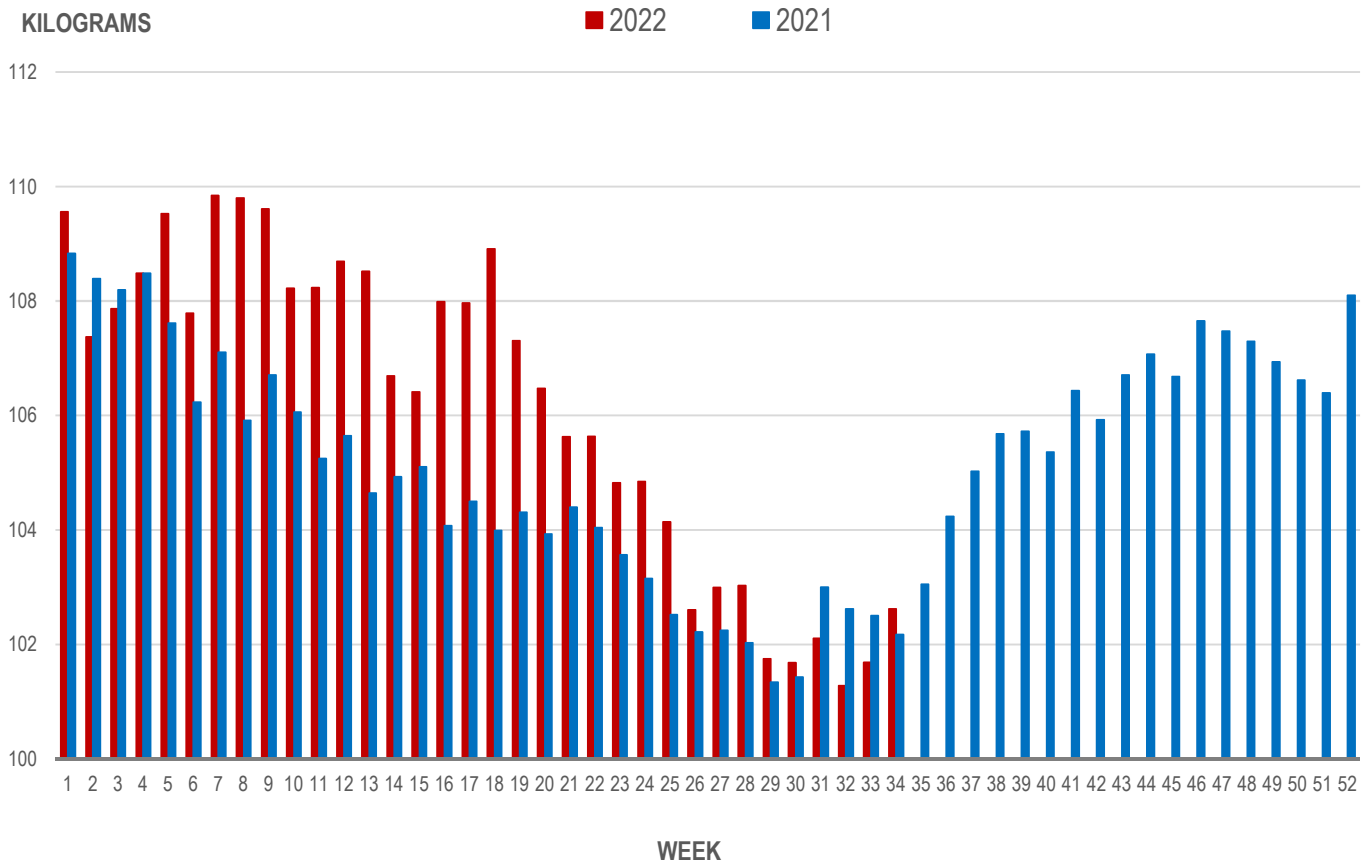
Source: Manitoba major processors

Average Weight of Hogs Processed by Major Processors, Kg

Week	Week ending date	2022	2021	Change from Previous Week	Change from Previous Year
31	2022-08-05	102.10	103.00	0.4%	-0.9%
32	2022-08-12	101.28	102.62	-0.8%	-1.3%
33	2022-08-19	101.68	102.50	0.4%	-0.8%
34	2022-08-26	102.62	102.17	0.9%	0.4%
Four week average		101.92	102.57	-	-0.6%

Source: Manitoba major processors.

AVERAGE WEIGHT OF HOGS PROCESSED BY MAJOR PROCESSORS WEEKLY



Source: Manitoba major processors

CME FUTURES PRICES, US\$/lb, Friday settle price

	LEAN HOG	Change *	PORK CUTOUT	Change *
Oct 2022	90.65	6.50	101.25	6.45
Dec 2022	82.95	-4.08	93.35	-3.13
Feb 2023	86.48	-4.08	95.58	-2.18
Apr 2023	90.20	-4.00	97.00	-3.95
May 2023	93.93	-5.10	100.48	-5.00
Jun 2023	99.03	0.20	105.43	1.20
Jul 2023	98.85	1.77	104.18	0.47
Aug 2023	97.13	13.55	103.65	9.15
Oct 2023	83.28	4.55	94.45	6.58
Dec 2023	77.90	-3.20	87.83	-1.58
Feb 2024	82.00	-8.65	89.35	-11.90

Source: CME

* Price change from previous week, US\$

MAPLE LEAF Sig #4 - Contract Prices Top of Range

	Sig #4 Price C\$/100 kg	Change *
Oct 2022	204.22	-2.53
Nov 2022	195.91	-0.62
Dec 2022	188.53	-0.62
Jan 2023	189.76	0.13
Feb 2023	197.14	0.16
Mar 2023	196.50	-0.09
Apr 2023	206.72	0.51
May 2023	215.74	1.99

Source: HAMs Marketing

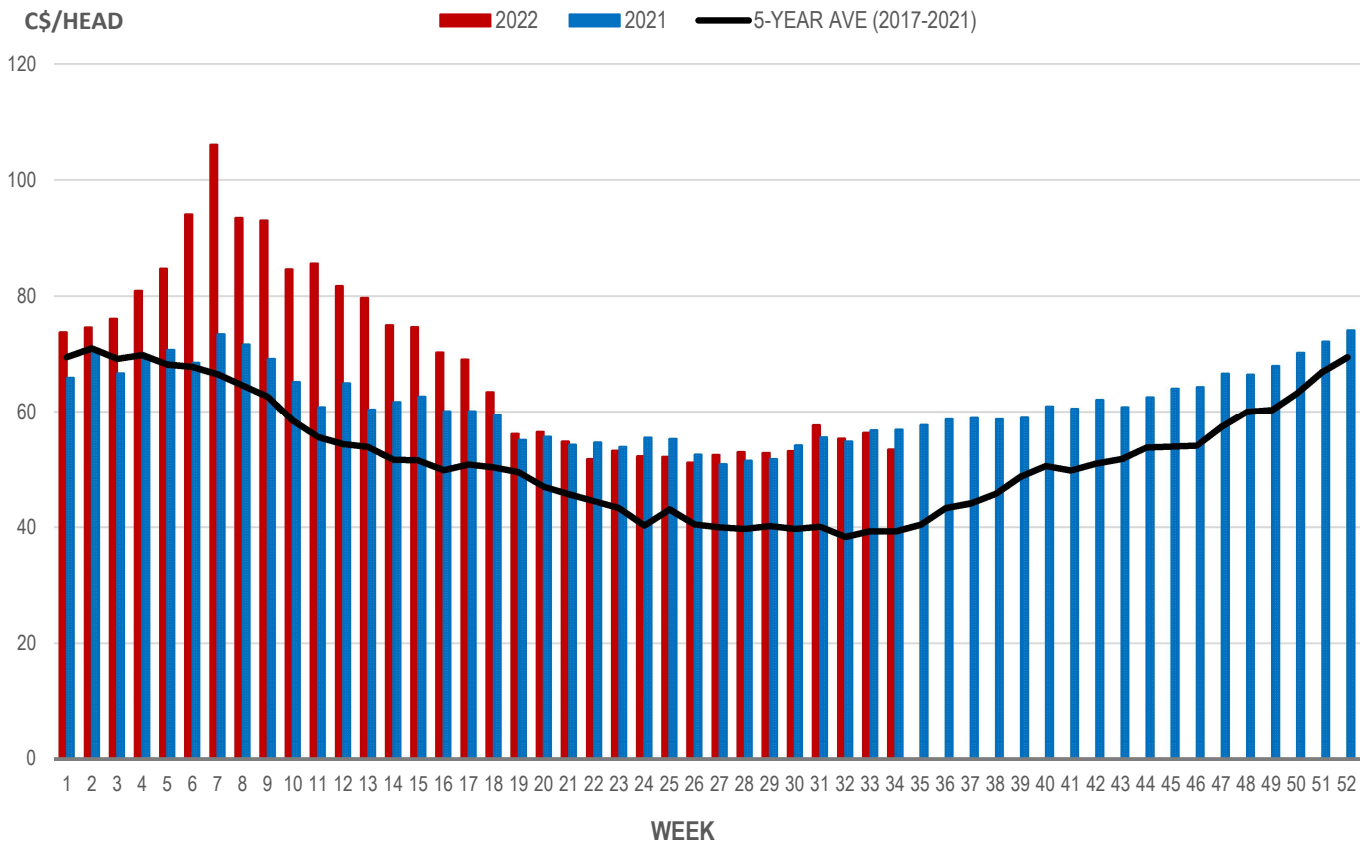
* Price change from previous week, C\$

Weaning Pigs (U.S. Total Composite Weighted Average Price per Head)

	Formula and Cash Low, US\$/Head	Formula and Cash High, US\$/Head	Wtd Avg Price, US\$/Head	Wtd Avg Price, C\$/Head
Early Weaned (10-12 lb)	20.00	50.88	41.14	53.44
Feeder Pigs (40 lb)	50.00	71.00	63.70	82.74

Source: USDA, AMS

EARLY WEANED PIGS (U.S. TOTAL COMPOSITE WEIGHTED AVERAGE PRICE PER HEAD) WEEKLY



Source: USDA, AMS

Contact us

Go to manitoba.ca/agriculture and click on Markets and Statistics

Email us at industryintelligence@gov.mb.ca

Follow us on Twitter @MBGovAg