

MANITOBA MARKETS

Hog Prices



June 28, 2022

For definitions of how data is collected and calculated, please see [MANITOBA MARKETS DEFINITIONS AND METHODOLOGIES](#)

Exchange rates (Friday close)

1 US \$ = C \$1.2933

1 EURO = C \$1.3637

1 Yen = C \$0.00957

<https://www.bankofcanada.ca/rates/exchange/daily-exchange-rates/>

View the interactive hog dashboards for current and historical charts:

<https://www.gov.mb.ca/agriculture/markets-and-statistics/livestock-statistics/livestock-market-prices-current.html>

Manitoba Weighted Average Carcass Prices (including premiums and discounts)

All In Weights C\$/100 kg

Week	Week ending date	2022	2021	Change from Previous Week	Change from Previous Year
22	2022-06-03	257.42	254.71	0.5%	1.1%
23	2022-06-10	260.21	260.83	1.1%	-0.2%
24	2022-06-17	267.68	261.53	2.9%	2.4%
25	2022-06-24	272.99	257.42	2.0%	6.0%
Four week average		264.57	258.62	-	2.3%

Source: Manitoba major processors.

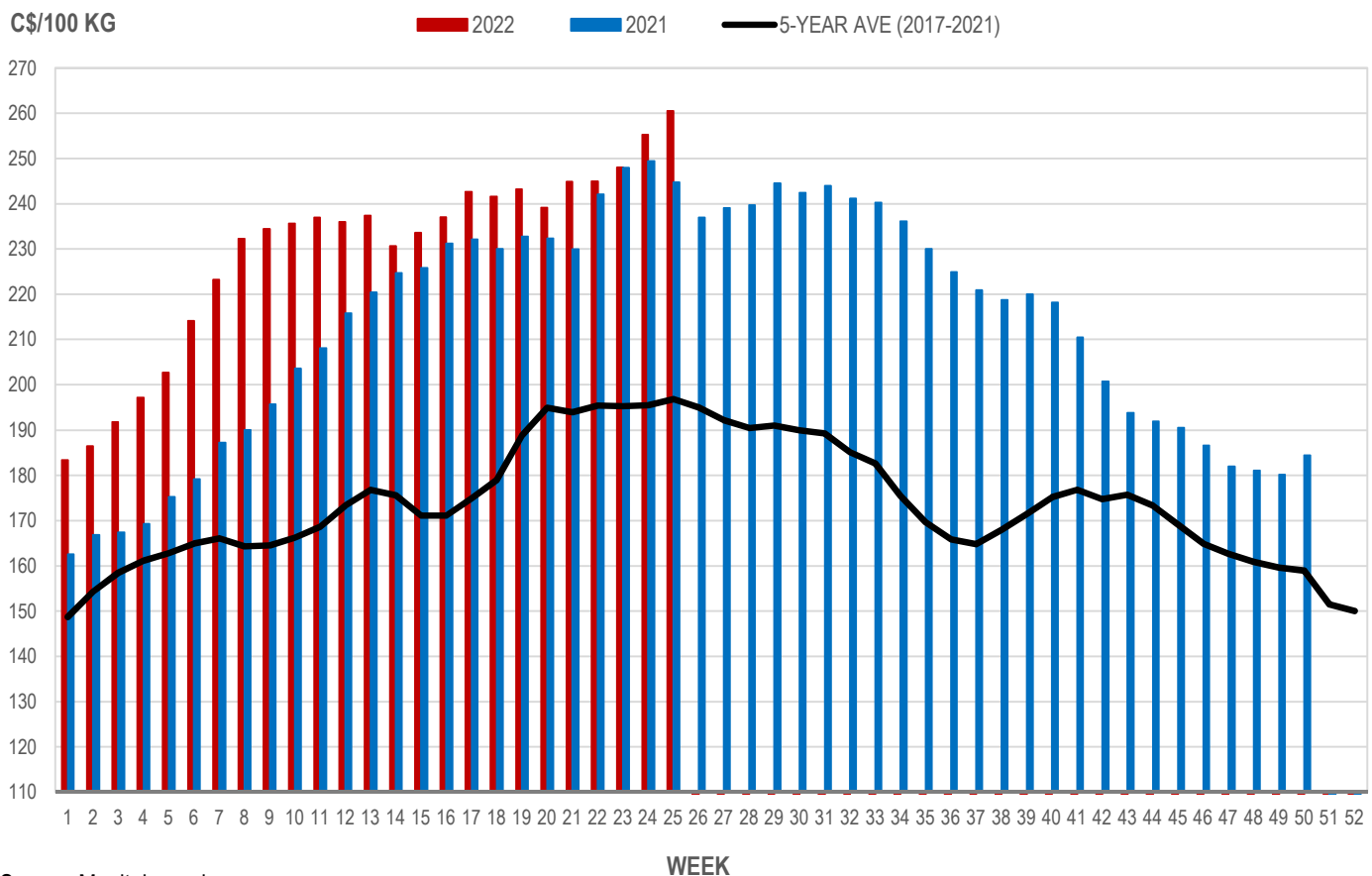


Index 100, C\$/100 kg

Week	Week ending date	2022	2021	Change from Previous Week	Change from Previous Year
22	2022-06-03	245.00	242.08	0.1%	1.2%
23	2022-06-10	248.02	247.96	1.2%	0.0%
24	2022-06-17	255.28	249.47	2.9%	2.3%
25	2022-06-24	260.48	244.68	2.0%	6.5%
Four week average		252.20	246.05	-	2.5%

Source: Manitoba major processors.

MANITOBA WEIGHTED AVERAGE INDEX 100 HOG PRICES WEEKLY



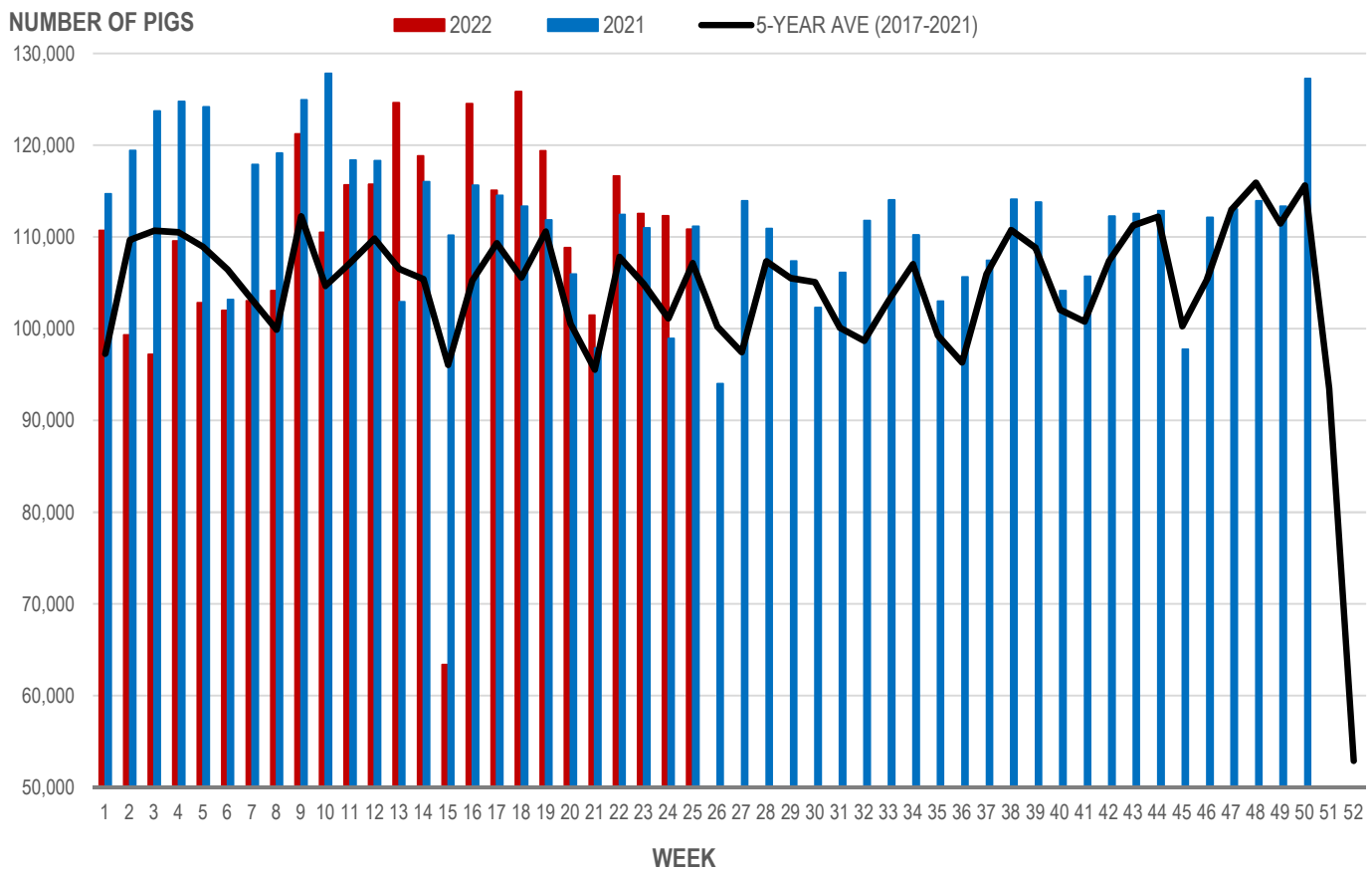
Source: Manitoba major processors

Number of Pigs Processed by Major Processors

Week	Week ending date	2022	2021	Change from Previous Week	Change from Previous Year
22	2022-06-03	116,635	112,465	15.0%	3.7%
23	2022-06-10	112,543	110,976	-3.5%	1.4%
24	2022-06-17	112,273	98,946	-0.2%	13.5%
25	2022-06-24	110,860	111,155	-1.3%	-0.3%
Four week average		113,078	108,386	-	4.3%

Source: Manitoba major processors.

NUMBER OF PIGS PROCESSED BY MAJOR PROCESSORS WEEKLY



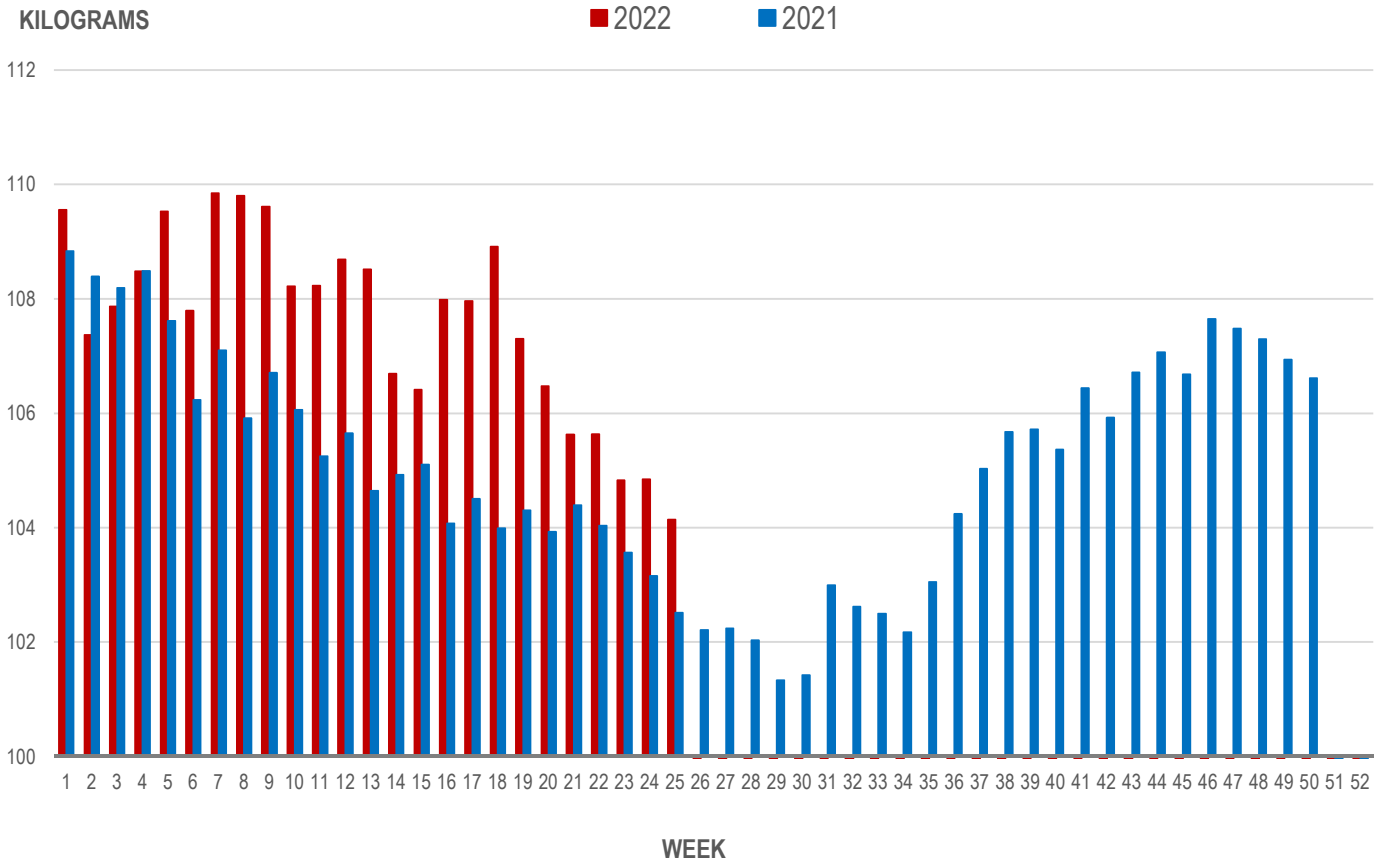
Source: Manitoba major processors

Average Weight of Hogs Processed by Major Processors, Kg

Week	Week ending date	2022	2021	Change from Previous Week	Change from Previous Year
22	2022-06-03	105.63	104.04	0.0%	1.5%
23	2022-06-10	104.82	103.56	-0.8%	1.2%
24	2022-06-17	104.84	103.15	0.0%	1.6%
25	2022-06-24	104.14	102.51	-0.7%	1.6%
Four week average		104.86	103.32	-	1.5%

Source: Manitoba major processors.

AVERAGE WEIGHT OF HOGS PROCESSED BY MAJOR PROCESSORS WEEKLY



Source: Manitoba major processors

CME FUTURES PRICES, US\$/lb, Friday settle price

	LEAN HOG	Change *	PORK CUTOUT	Change *
July 2022	110.93	-0.08	111.85	-3.33
Aug 2022	106.78	-1.10	111.95	-2.08
Oct 2022	92.33	-1.38	103.98	-1.35
Dec 2022	85.30	-1.63	96.15	-1.95
Feb 2023	89.35	-1.33	97.70	-1.65
Apr 2023	93.05	-0.88	100.60	-1.13
May 2023	96.50	-0.65	103.13	-1.13
Jun 2023	101.43	-0.50	109.83	-1.13
Jul 2023	101.10	-0.83	108.58	-1.13
Aug 2023	99.63	-0.50	108.05	-1.13
Oct 2023	86.90	-0.97	98.85	-1.13
Dec 2023	80.90	-1.10	92.23	-1.13

Source: CME

* Price change from previous week, US\$

MAPLE LEAF Sig #4 - Contract Prices Top of Range

	Sig #4 Price C\$/100 kg	Change *
July 2022	240.27	-4.00
Aug 2022	234.03	-7.74
Sep 2022	208.11	-6.59
Oct 2022	203.52	-5.85
Nov 2022	200.23	-5.02
Dec 2022	191.26	-4.96
Jan 2023	194.10	-4.12
Feb 2023	201.47	-4.16
Mar 2023	199.70	-3.87

Source: HAMs Marketing

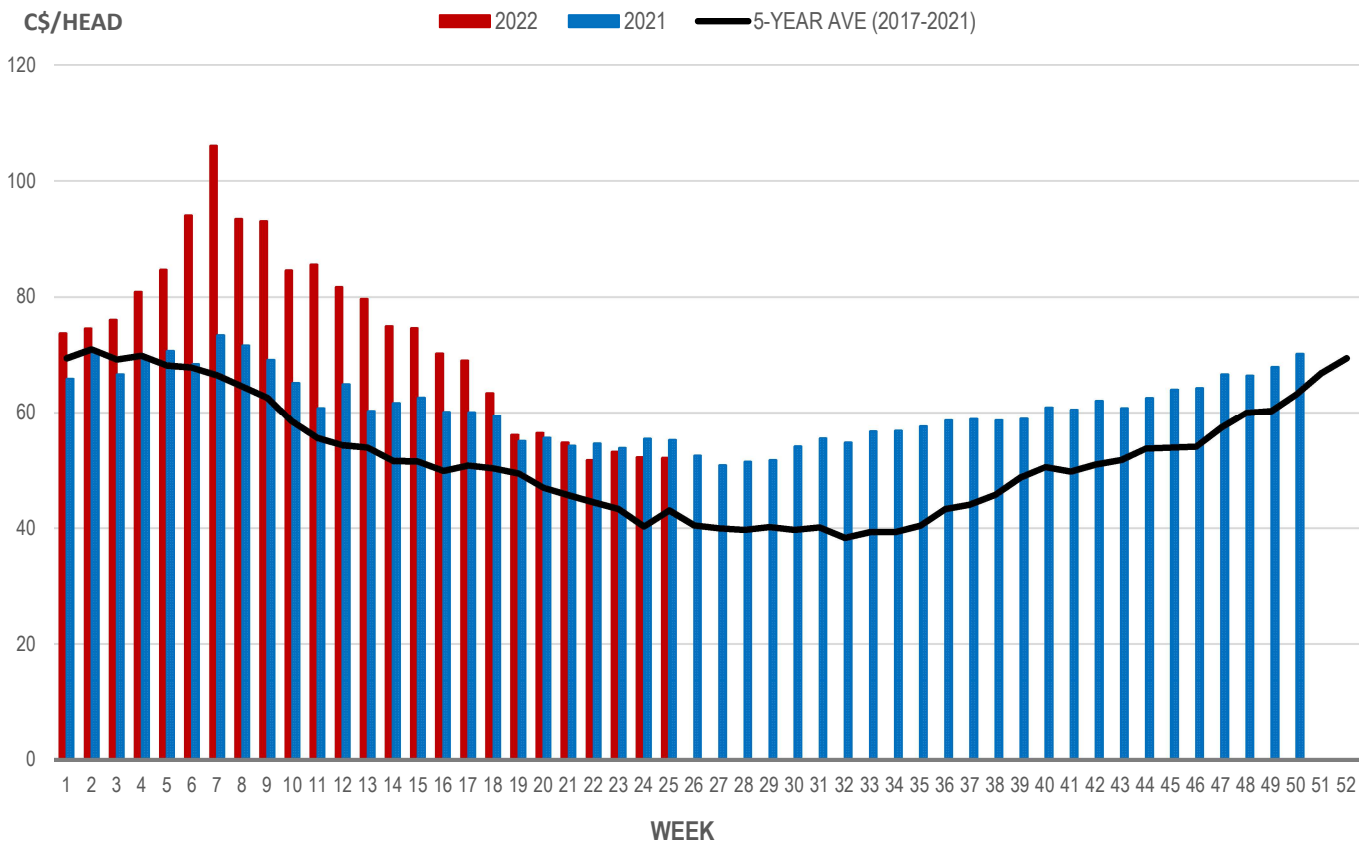
* Price change from previous week, C\$

Weaning Pigs (U.S. Total Composite Weighted Average Price per Head)

	Formula and Cash Low, US\$/Head	Formula and Cash High, US\$/Head	Wtd Avg Price, US\$/Head	Wtd Avg Price, C\$/Head
Early Weaned (10-12 lb)	28.41	50.50	40.29	52.11
Feeder Pigs (40 lb)	51.00	72.00	66.87	86.48

Source: USDA, AMS

EARLY WEANED PIGS (U.S. TOTAL COMPOSITE WEIGHTED AVERAGE PRICE PER HEAD) WEEKLY



Source: USDA, AMS

Contact us

Go to manitoba.ca/agriculture and click on Markets and Statistics

Email us at industryintelligence@gov.mb.ca

Follow us on Twitter @MBGovAg