

# Hog Prices



February 8, 2022

For definitions of how data is collected and calculated, please see

<https://www.gov.mb.ca/agriculture/markets-and-statistics/livestock-statistics/pubs/hog-price-report-definitions-and-methodology.pdf>

## Exchange rates (Friday close)

1 US \$ = C \$1.2758

1 EURO = C \$1.4606

1 Yen = C \$0.01107

<https://www.bankofcanada.ca/rates/exchange/daily-exchange-rates/>

## Manitoba Weighted Average Carcass Prices (including premiums and discounts)

### All In Weights C\$/100 kg

Week	Week ending date	2022	2021	Change from Previous Week	Change from Previous Year
2	2022-01-14	196.08	174.85	2.5%	12.1%
3	2022-01-21	200.88	175.65	2.4%	14.4%
4	2022-01-28	207.10	177.47	3.1%	16.7%
5	2022-02-04	211.53	183.77	2.1%	15.1%
<b>Four week average</b>		<b>203.90</b>	<b>177.94</b>	<b>-</b>	<b>14.6%</b>

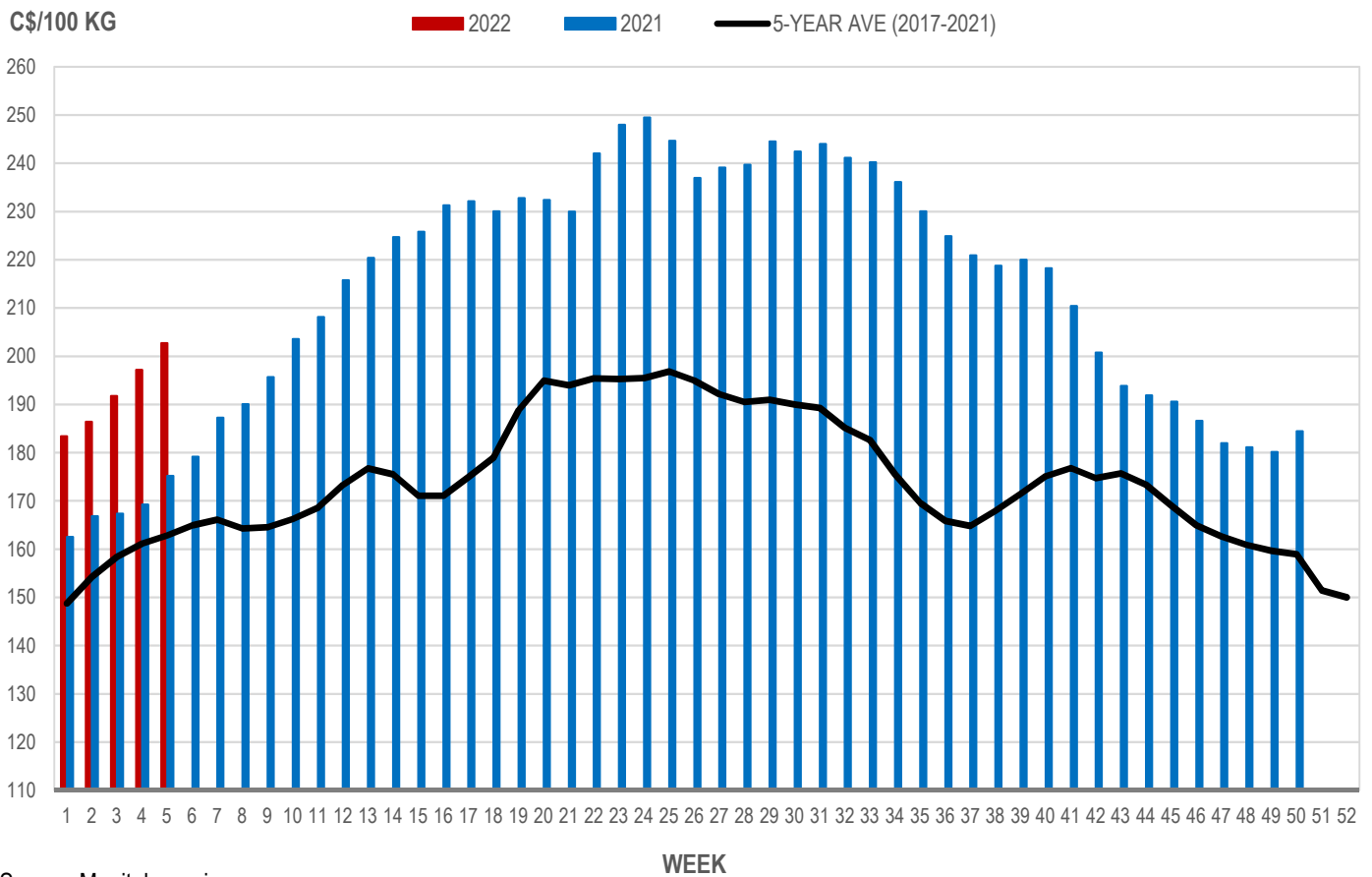
Source: Manitoba major processors.

## Index 100, C\$/100 kg

Week	Week ending date	2022	2021	Change from Previous Week	Change from Previous Year
2	2022-01-14	186.40	166.83	1.6%	11.7%
3	2022-01-21	191.74	167.37	2.9%	14.6%
4	2022-01-28	197.18	169.21	2.8%	16.5%
5	2022-02-04	202.69	175.19	2.8%	15.7%
<b>Four week average</b>		<b>194.50</b>	<b>169.65</b>	<b>-</b>	<b>14.7%</b>

Source: Manitoba major processors.

### MANITOBA WEIGHTED AVERAGE INDEX 100 HOG PRICES WEEKLY



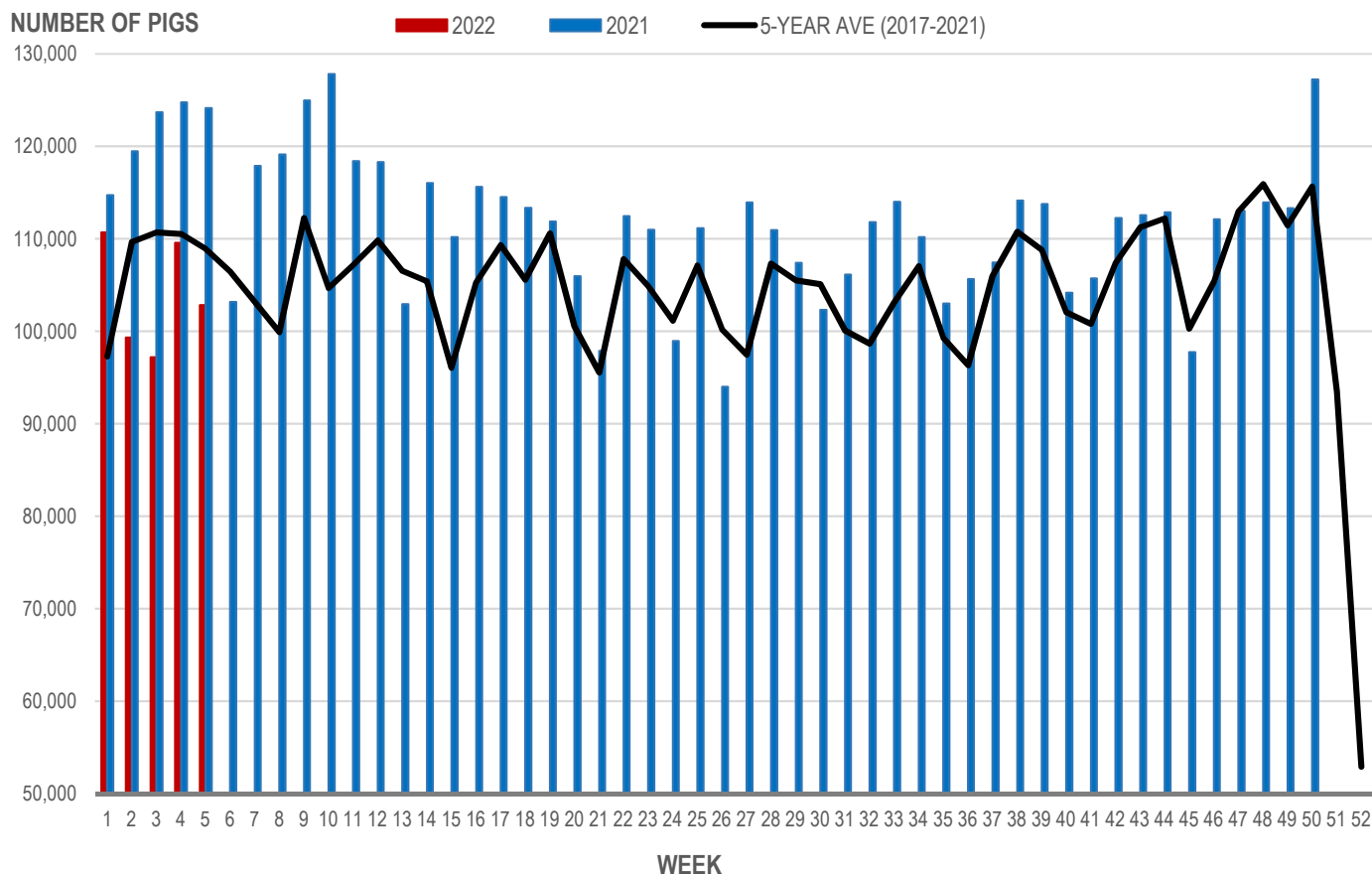
Source: Manitoba major processors

## Number of Pigs Processed by Major Processors

Week	Week ending date	2022	2021	Change from Previous Week	Change from Previous Year
2	2022-01-14	99,311	119,446	-10.3%	-16.9%
3	2022-01-21	97,203	123,702	-2.1%	-21.4%
4	2022-01-28	109,563	124,767	12.7%	-12.2%
5	2022-02-04	102,826	124,148	-6.1%	-17.2%
<b>Four week average</b>		<b>102,226</b>	<b>123,016</b>	<b>-</b>	<b>-16.9%</b>

Source: Manitoba major processors.

### NUMBER OF PIGS PROCESSED BY MAJOR PROCESSORS WEEKLY



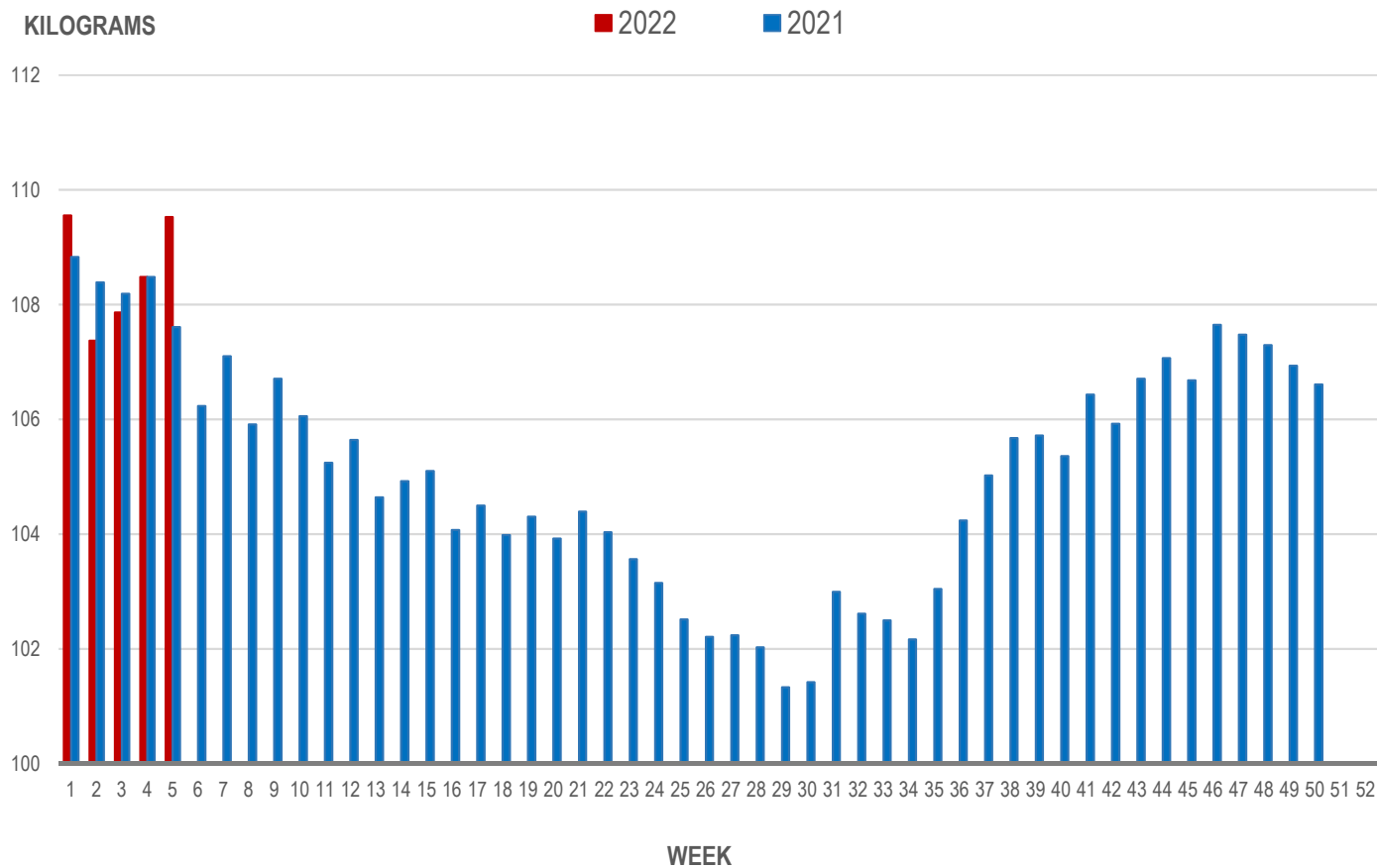
Source: Manitoba major processors

## Average Weight of Hogs Processed by Major Processors, Kg

Week	Week ending date	2021	2020	Change from Previous Week	Change from Previous Year
2	2022-01-14	107.37	108.39	-2.0%	-0.9%
3	2022-01-21	107.87	108.19	0.5%	-0.3%
4	2022-01-28	108.48	108.48	0.6%	0.0%
5	2022-02-04	109.52	107.61	1.0%	1.8%
<b>Four week average</b>		<b>108.31</b>	<b>108.17</b>	<b>-</b>	<b>0.1%</b>

Source: Manitoba major processors.

### AVERAGE WEIGHT OF HOGS PROCESSED BY MAJOR PROCESSORS WEEKLY



Source: Manitoba major processors

**CME FUTURES PRICES, US\$/lb, Friday settle price**

	<b>LEAN HOG</b>	<b>Change *</b>	<b>PORK CUTOUT</b>	<b>Change *</b>
Feb 2022	87.03	-0.90	96.80	-0.75
Apr 2022	100.08	5.15	109.15	5.58
May 2022	103.68	3.77	112.10	3.85
Jun 2022	109.43	3.65	117.30	3.80
July 2022	109.15	3.60	116.75	3.80
Aug 2022	107.45	3.45	116.20	3.43
Oct 2022	90.35	1.97	101.23	-0.28
Dec 2022	81.45	1.50	93.98	-0.28
Feb 2023	84.00	1.83	94.13	-0.28
Apr 2023	86.95	1.80	94.28	-0.27
May 2023	90.00	1.00	94.43	-0.28

---

Source: CME

\* Price change from previous week, US\$

**MAPLE LEAF Sig #4 - Contract Prices Top of Range**

	<b>Sig #4 Price C\$/100 kg</b>	<b>Change *</b>
Mar 2022	215.65	9.92
Apr 2022	222.89	9.93
May 2022	232.03	8.35
June 2022	240.42	8.36
July 2022	240.12	7.76
Aug 2022	239.60	8.10
Sep 2022	205.16	4.73
Oct 2022	200.02	4.71

---

Source: HAMs Marketing

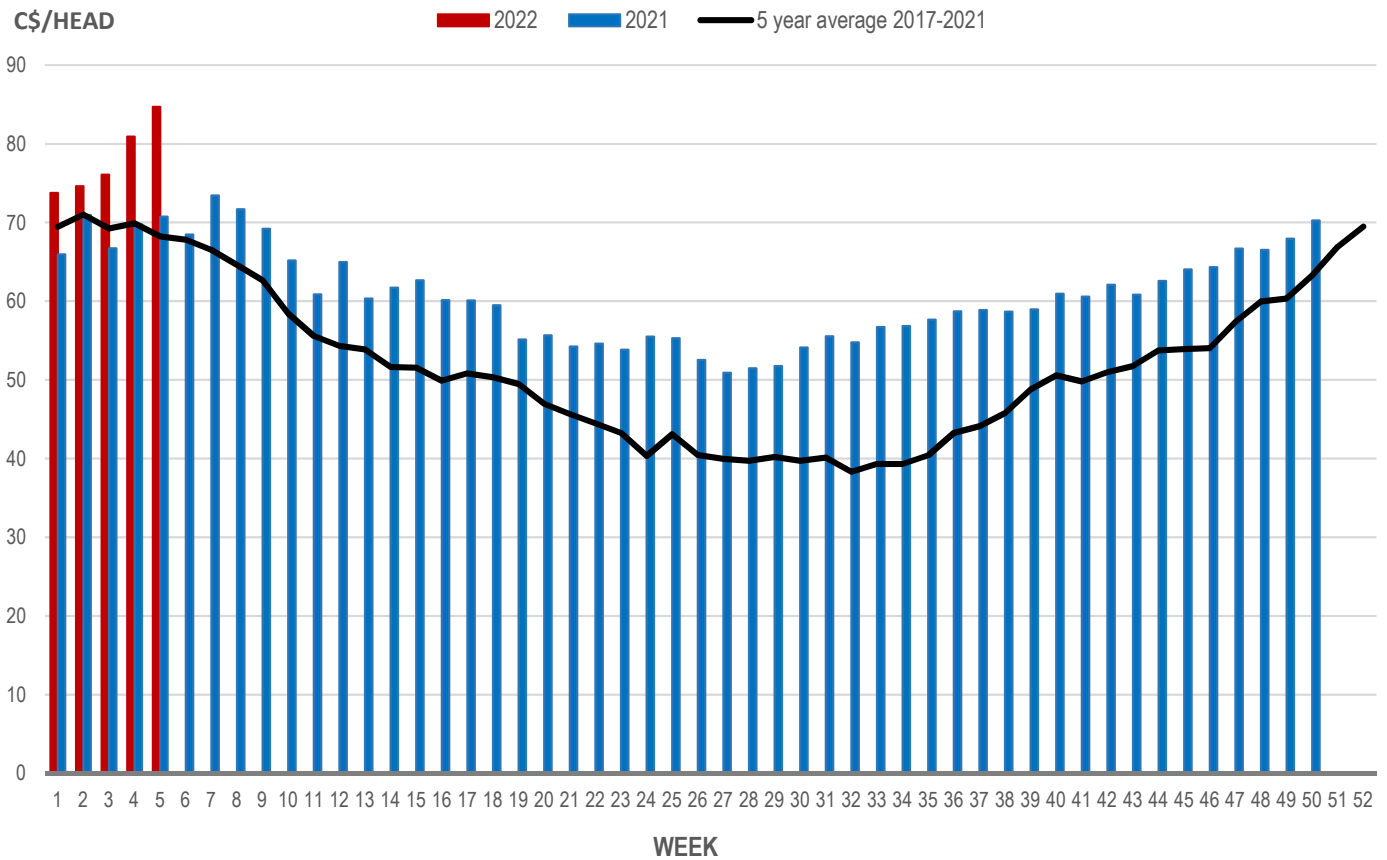
\* Price change from previous week, C\$

### Weaning Pigs (U.S. Total Composite Weighted Average Price per Head)

	Formula and Cash Low, US\$/Head	Formula and Cash High, US\$/Head	Wtd Avg Price, US\$/Head	Wtd Avg Price, C\$/Head
Early Weaned (10-12 lb)	39.80	93.00	66.39	84.70
Feeder Pigs (40 lb)	90.00	110.00	104.31	133.08

Source: USDA, AMS

### EARLY WEANED PIGS (U.S. TOTAL COMPOSITE WEIGHTED AVERAGE PRICE PER HEAD) WEEKLY



Source: USDA, AMS

### Contact us

Go to [manitoba.ca/agriculture](http://manitoba.ca/agriculture) and click on Markets and Statistics

Email us at [industryintelligence@gov.mb.ca](mailto:industryintelligence@gov.mb.ca)

Follow us on Twitter @MBGovAg